

2023 Annual Agency Profile - Scotts Bluff Public Transit (NTD ID 70183)

Mailing Address: 1825 10TH ST
GERING, NE

Website: <https://tricityroadrunner.com/>

Service Consumed

Annual Unlinked Trips (UPT) 34,293

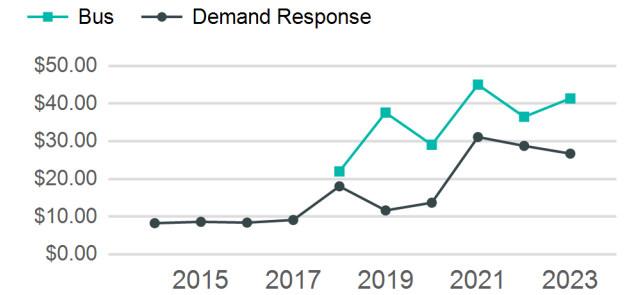
Assets

Revenue Vehicles 18
Service Vehicles 1
Facilities 1

Service Supplied

Annual Vehicle Revenue Miles (VRM) 248,421
Annual Vehicle Revenue Hours (VRH) 16,694
Vehicles Operated in Maximum Service (VOMS) 8

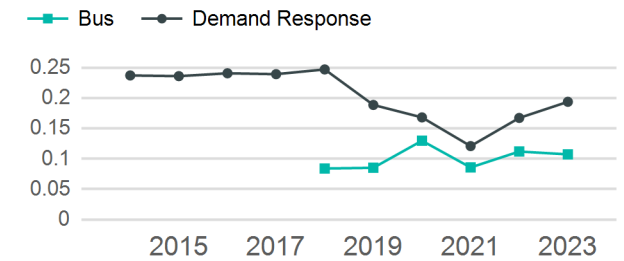
Operating Expenses per Vehicle Revenue Mile



Modal Characteristics

Mode	Annual Unlinked Passenger Trips	Directly Operated VOMS	Purchased Transportation VOMS	Annual Vehicle Revenue Miles	Annual Vehicle Revenue Hours
Bus	17,213	4	0	160,323	11,175
Demand Response	17,080	4	0	88,098	5,519
Total	34,293	8	0	248,421	16,694

Unlinked Passenger Trip per Vehicle Revenue Mile



Metrics

Service Efficiency

Service Effectiveness

Mode	OE per VRM	OE per VRH	UPT per VRM	UPT per VRH	OE per UPT
Bus	\$4.44	\$63.72	0.1	1.5	\$41.37
Demand Response	\$5.18	\$82.73	0.2	3.1	\$26.73
Total	\$4.70	\$70.00	0.1	2.1	\$34.08

2023 Annual Agency Profile - Scotts Bluff Public Transit (NTD ID 70183)

2023 Funding Breakdown

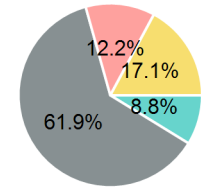
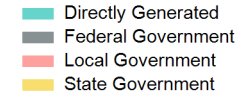
Summary of Operating Expenses (OE)

Mode	Operating Expenses	Fare Revenues
Bus	\$712,052	\$0
Demand Response	\$456,572	\$0
Total	\$1,168,624	\$0

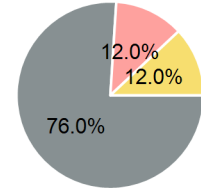
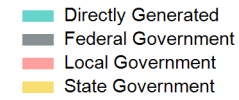
Sources of Operating Funds Expended

Directly Generated	\$102,284
Federal Government	\$723,490
Local Government	\$142,871
State Government	\$199,979
Total Operating Funds Expended	\$1,168,624

Operating Funding Sources



Capital Funding Sources



Sources of Capital Funds Expended

Directly Generated	\$0
Federal Government	\$179,010
Local Government	\$28,228
State Government	\$28,228
Total Capital Funds Expended	\$235,466

2023 Asset Management

Transit Asset Management (TAM) Tier: Tier II TAM Sponsor NTD ID: 7R04

Metrics

Mode	Average Fleet Age in Years
Bus	3.3
Demand Response	5.5