

2023 Annual Agency Profile - Twin Rivers Developmental Supports Inc. (NTD ID 70187)

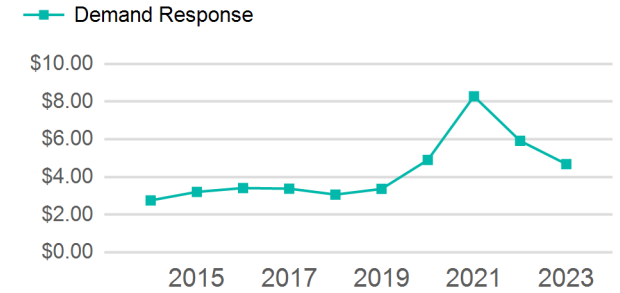
Mailing Address: 22179 D STREET STROTHER
ARKANSAS CITY, KS

Website: <https://www.twinriversdevelopmental.com/facility-services/#transportation>

Service Consumed

Annual Unlinked Trips (UPT) 20,164

Operating Expenses per Vehicle Revenue Mile



Assets

Revenue Vehicles 8
Service Vehicles
Facilities

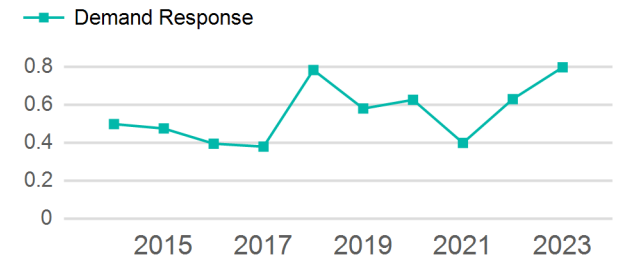
Service Supplied

Annual Vehicle Revenue Miles (VRM) 25,300
Annual Vehicle Revenue Hours (VRH) 1,345
Vehicles Operated in Maximum Service (VOMS) 5

Modal Characteristics

Mode	Annual Unlinked Passenger Trips	Directly Operated VOMS	Purchased Transportation VOMS	Annual Vehicle Revenue Miles	Annual Vehicle Revenue Hours
Demand Response	20,164	5	0	25,300	1,345
Total	20,164	5	0	25,300	1,345

Unlinked Passenger Trip per Vehicle Revenue Mile



Mode	Service Efficiency		Service Effectiveness		
	OE per VRM	OE per VRH	UPT per VRM	UPT per VRH	OE per UPT
Demand Response	\$3.73	\$70.24	0.8	15.0	\$4.69
Total	\$3.73	\$70.24	0.8	15.0	\$4.69

2023 Annual Agency Profile - Twin Rivers Developmental Supports Inc. (NTD ID 70187)

2023 Funding Breakdown

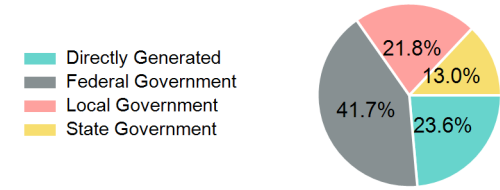
Summary of Operating Expenses (OE)

Mode	Operating Expenses	Fare Revenues
Demand Response	\$94,472	\$0
Total	\$94,472	\$0

Sources of Operating Funds Expended

Directly Generated	\$22,286
Federal Government	\$39,357
Local Government	\$20,568
State Government	\$12,261
Total Operating Funds Expended	\$94,472

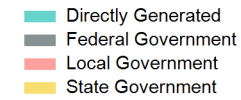
Operating Funding Sources



Capital Funding Sources

Sources of Capital Funds Expended

Directly Generated	\$0
Federal Government	\$0
Local Government	\$0
State Government	\$0
Total Capital Funds Expended	\$0



2023 Asset Management

Transit Asset Management (TAM) Tier	Tier II	TAM Sponsor NTD ID	7R02
--	---------	---------------------------	------

Metrics

Mode	Average Fleet Age in Years
Demand Response	6.8