

2023 Annual Agency Profile - Northeast Iowa Community Action Corporation (NTD ID 70195)

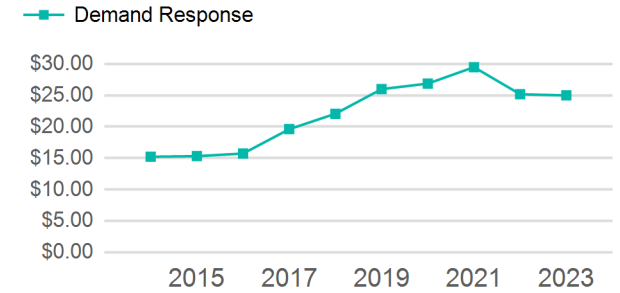
Mailing Address: 305 MONTGOMERY ST
DECORAH, IA

Website: <http://www.neicac.org>

Service Consumed

Annual Unlinked Trips (UPT) 102,712

Operating Expenses per Vehicle Revenue Mile



Assets

Revenue Vehicles 46
Service Vehicles
Facilities 1

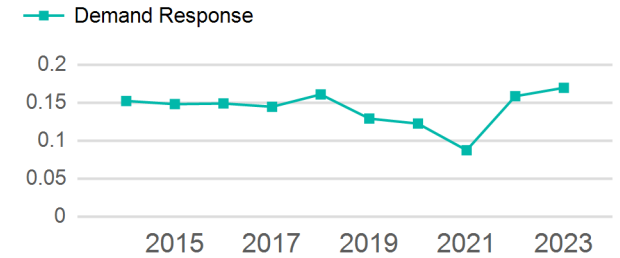
Service Supplied

Annual Vehicle Revenue Miles (VRM) 605,559
Annual Vehicle Revenue Hours (VRH) 45,117
Vehicles Operated in Maximum Service (VOMS) 26

Modal Characteristics

Mode	Annual Unlinked Passenger Trips	Directly Operated VOMS	Purchased Transportation VOMS	Annual Vehicle Revenue Miles	Annual Vehicle Revenue Hours
Demand Response	102,712	26	0	605,559	45,117
Total	102,712	26	0	605,559	45,117

Unlinked Passenger Trip per Vehicle Revenue Mile



Mode	Service Efficiency		Service Effectiveness		
	OE per VRM	OE per VRH	UPT per VRM	UPT per VRH	OE per UPT
Demand Response	\$4.24	\$56.87	0.2	2.3	\$24.98
Total	\$4.24	\$56.87	0.2	2.3	\$24.98

2023 Annual Agency Profile - Northeast Iowa Community Action Corporation (NTD ID 70195)

2023 Funding Breakdown

Summary of Operating Expenses (OE)

Mode	Operating Expenses	Fare Revenues
Demand Response	\$2,565,997	\$0
Total	\$2,565,997	\$0

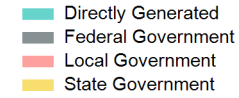
Sources of Operating Funds Expended

Directly Generated	\$506,285
Federal Government	\$1,469,220
Local Government	\$0
State Government	\$590,492
Total Operating Funds Expended	\$2,565,997

Operating Funding Sources



Capital Funding Sources



Sources of Capital Funds Expended

Directly Generated	\$0
Federal Government	\$0
Local Government	\$0
State Government	\$0
Total Capital Funds Expended	\$0

2023 Asset Management

Transit Asset Management (TAM) Tier	Tier II	TAM Sponsor NTD ID	7R01
--	---------	---------------------------	------

Metrics

Mode	Average Fleet Age in Years
Demand Response	7.2