

2023 Annual Agency Profile - Harlan Co. Public Transit (NTD ID 70198)

Mailing Address: 706 2ND ST
ALMA, NE

Website: <https://m.facebook.com/pages/category/Transportation-Service/Harlan-County-Senior-Center-Public-Transit-1571879696210463/>

Service Consumed

Annual Unlinked Trips (UPT) 2,044

Service Supplied

Annual Vehicle Revenue Miles (VRM) 13,038

Annual Vehicle Revenue Hours (VRH) 718

Vehicles Operated in Maximum Service (VOMS) 1

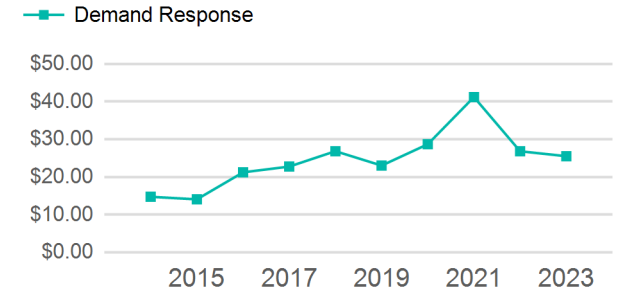
Assets

Revenue Vehicles 3

Service Vehicles

Facilities

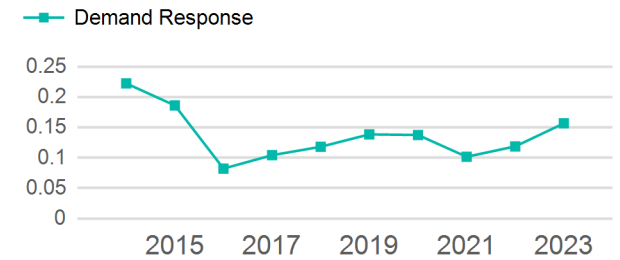
Operating Expenses per Vehicle Revenue Mile



Modal Characteristics

Mode	Annual Unlinked Passenger Trips	Directly Operated VOMS	Purchased Transportation VOMS	Annual Vehicle Revenue Miles	Annual Vehicle Revenue Hours
Demand Response	2,044	1	0	13,038	718
Total	2,044	1	0	13,038	718

Unlinked Passenger Trip per Vehicle Revenue Mile



Metrics

Service Efficiency

Service Effectiveness

Mode	OE per VRM	OE per VRH	UPT per VRM	UPT per VRH	OE per UPT
Demand Response	\$4.00	\$72.67	0.2	2.8	\$25.53
Total	\$4.00	\$72.67	0.2	2.8	\$25.53

2023 Annual Agency Profile - Harlan Co. Public Transit (NTD ID 70198)

2023 Funding Breakdown

Summary of Operating Expenses (OE)

Mode	Operating Expenses	Fare Revenues
Demand Response	\$52,176	\$0
Total	\$52,176	\$0

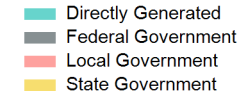
Sources of Operating Funds Expended

Directly Generated	\$3,973
Federal Government	\$32,062
Local Government	\$8,388
State Government	\$7,753
Total Operating Funds Expended	\$52,176

Operating Funding Sources



Capital Funding Sources



Sources of Capital Funds Expended

Directly Generated	\$0
Federal Government	\$58,515
Local Government	\$0
State Government	\$0
Total Capital Funds Expended	\$58,515

2023 Asset Management

Transit Asset Management (TAM) Tier	Tier II	TAM Sponsor NTD ID	7R04
--	---------	---------------------------	------

Metrics

Mode	Average Fleet Age in Years
Demand Response	4.0