

2023 Annual Agency Profile - Logan County (NTD ID 70199)

Mailing Address: 211 CHERRY AVE
OAKLEY, KS

Website: <https://logancountyhospital.org/transportation/>

Service Consumed

Annual Unlinked Trips (UPT) 4,766

Service Supplied

Annual Vehicle Revenue Miles (VRM) 3,624

Annual Vehicle Revenue Hours (VRH) 671

Vehicles Operated in Maximum Service (VOMS) 1

Assets

Revenue Vehicles 1

Service Vehicles

Facilities

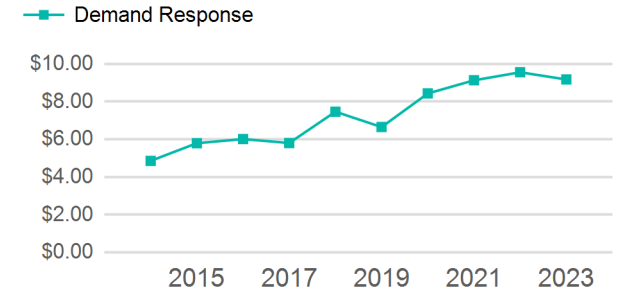
Modal Characteristics

Mode	Annual Unlinked Passenger Trips	Directly Operated VOMS	Purchased Transportation VOMS	Annual Vehicle Revenue Miles	Annual Vehicle Revenue Hours
Demand Response	4,766	1	0	3,624	671
Total	4,766	1	0	3,624	671

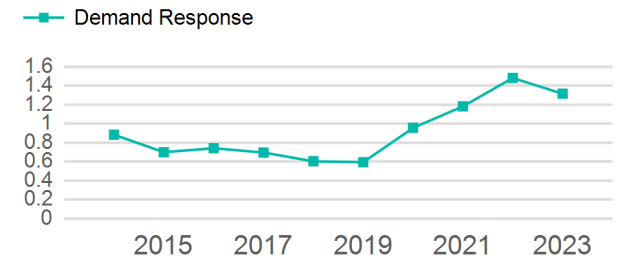
Metrics

Mode	Service Efficiency		Service Effectiveness		
	OE per VRM	OE per VRH	UPT per VRM	UPT per VRH	OE per UPT
Demand Response	\$12.06	\$65.15	1.3	7.1	\$9.17
Total	\$12.06	\$65.15	1.3	7.1	\$9.17

Operating Expenses per Vehicle Revenue Mile



Unlinked Passenger Trip per Vehicle Revenue Mile



2023 Annual Agency Profile - Logan County (NTD ID 70199)

2023 Funding Breakdown

Summary of Operating Expenses (OE)

Mode	Operating Expenses	Fare Revenues
Demand Response	\$43,714	\$0
Total	\$43,714	\$0

Sources of Operating Funds Expended

Directly Generated	\$7,333
Federal Government	\$20,066
Local Government	\$10,289
State Government	\$6,026
Total Operating Funds Expended	\$43,714

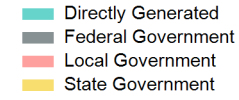
Operating Funding Sources



Capital Funding Sources

Sources of Capital Funds Expended

Directly Generated	\$0
Federal Government	\$0
Local Government	\$0
State Government	\$0
Total Capital Funds Expended	\$0



2023 Asset Management

Transit Asset Management (TAM) Tier	Tier II	TAM Sponsor NTD ID	7R02
--	---------	---------------------------	------

Metrics

Mode	Average Fleet Age in Years
Demand Response	8.0