

2023 Annual Agency Profile - Independence, Inc. (NTD ID 70201)

Mailing Address: 2001 HASKELL AVE
Lawrence, KS

Website: <https://independenceinc.org/transportation/>

Geographic Coverage

Primary Urbanized/Rural Area Lawrence, KS
Service Area Population 118,923
Service Area Sq. Miles 475
Other Areas Served:
 Kansas Non-UZA

Assets

Revenue Vehicles 4
Service Vehicles
Facilities

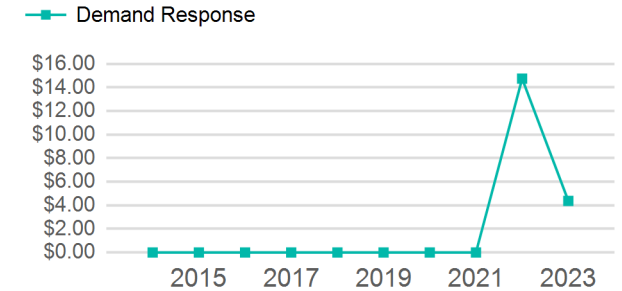
Service Consumed

Annual Unlinked Trips (UPT) 4,724

Service Supplied

Annual Vehicle Revenue Miles (VRM) 75,808
Annual Vehicle Revenue Hours (VRH) 4,588
Vehicles Operated in Maximum Service (VOMS) 4

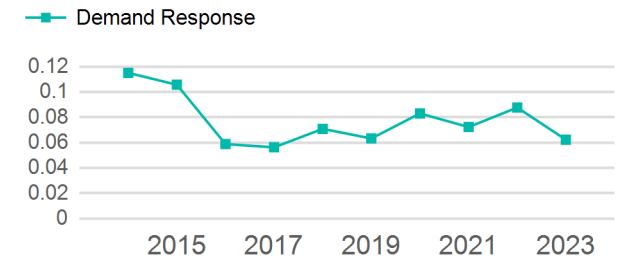
Operating Expenses per Vehicle Revenue Mile



Modal Characteristics

Mode	Annual Unlinked Passenger Trips	Directly Operated VOMS	Purchased Transportation VOMS	Annual Vehicle Revenue Miles	Annual Vehicle Revenue Hours
Demand Response	4,724	4	0	75,808	4,588
Total	4,724	4	0	75,808	4,588

Unlinked Passenger Trip per Vehicle Revenue Mile



Mode	Service Efficiency		Service Effectiveness		
	OE per VRM	OE per VRH	UPT per VRM	UPT per VRH	OE per UPT
Demand Response	\$4.38	\$72.32	0.1	1.0	\$70.24
Total	\$4.38	\$72.32	0.1	1.0	\$70.24

2023 Annual Agency Profile - Independence, Inc. (NTD ID 70201)

2023 Funding Breakdown

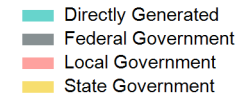
Summary of Operating Expenses (OE)

Mode	Operating Expenses	Fare Revenues
Demand Response	\$331,801	\$0
Total	\$331,801	\$0

Sources of Operating Funds Expended

Directly Generated	\$31,529
Federal Government	\$148,836
Local Government	\$151,436
State Government	\$0
Total Operating Funds Expended	\$331,801

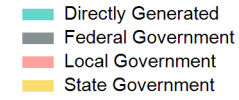
Operating Funding Sources



Capital Funding Sources

Sources of Capital Funds Expended

Directly Generated	\$0
Federal Government	\$0
Local Government	\$0
State Government	\$0
Total Capital Funds Expended	\$0



2023 Asset Management

Transit Asset Management (TAM) Tier	Tier II	TAM Sponsor NTD ID	7R02
--	---------	---------------------------	------

Metrics

Mode	Average Fleet Age in Years
Demand Response	6.5