

2023 Annual Agency Profile - Four County (NTD ID 70209)

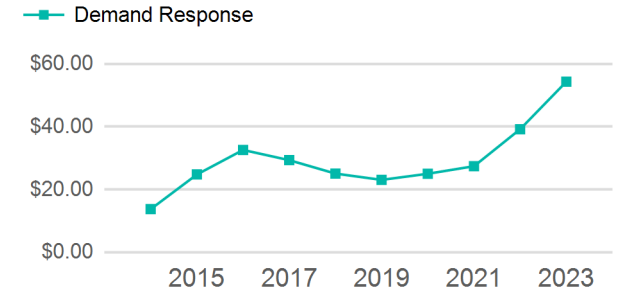
Mailing Address: 3354 HWY 160
INDEPENDENCE, KS

Website: <http://fourcountytransit.org/>

Service Consumed

Annual Unlinked Trips (UPT) 39,197

Operating Expenses per Vehicle Revenue Mile



Assets

Revenue Vehicles 25
Service Vehicles
Facilities

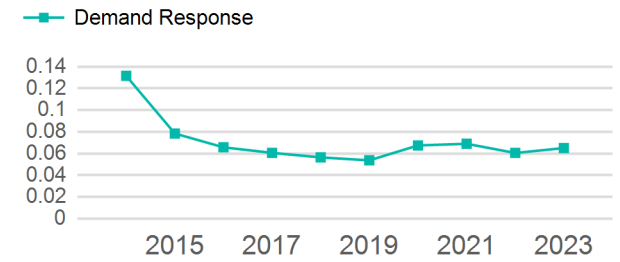
Service Supplied

Annual Vehicle Revenue Miles (VRM) 602,991
Annual Vehicle Revenue Hours (VRH) 32,814
Vehicles Operated in Maximum Service (VOMS) 24

Modal Characteristics

Mode	Annual Unlinked Passenger Trips	Directly Operated VOMS	Purchased Transportation VOMS	Annual Vehicle Revenue Miles	Annual Vehicle Revenue Hours
Demand Response	39,197	24	0	602,991	32,814
Total	39,197	24	0	602,991	32,814

Unlinked Passenger Trip per Vehicle Revenue Mile



Mode	Service Efficiency		Service Effectiveness		
	OE per VRM	OE per VRH	UPT per VRM	UPT per VRH	OE per UPT
Demand Response	\$3.53	\$64.90	0.1	1.2	\$54.33
Total	\$3.53	\$64.90	0.1	1.2	\$54.33

2023 Annual Agency Profile - Four County (NTD ID 70209)

2023 Funding Breakdown

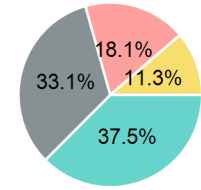
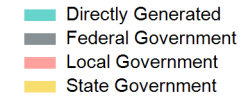
Summary of Operating Expenses (OE)

Mode	Operating Expenses	Fare Revenues
Demand Response	\$2,129,739	\$0
Total	\$2,129,739	\$0

Sources of Operating Funds Expended

Directly Generated	\$799,269
Federal Government	\$704,895
Local Government	\$385,921
State Government	\$239,654
Total Operating Funds Expended	\$2,129,739

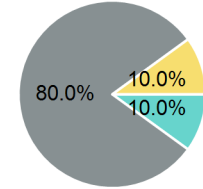
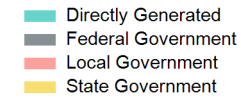
Operating Funding Sources



Sources of Capital Funds Expended

Directly Generated	\$7,383
Federal Government	\$59,021
Local Government	\$0
State Government	\$7,378
Total Capital Funds Expended	\$73,782

Capital Funding Sources



2023 Asset Management

Transit Asset Management (TAM) Tier	Tier II	TAM Sponsor NTD ID	7R02
--	---------	---------------------------	------

Metrics

Mode	Average Fleet Age in Years
Demand Response	6.7