

2023 Annual Agency Profile - City of Lamar (NTD ID 70211)

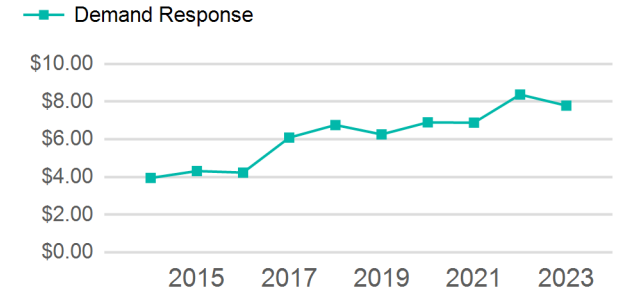
Mailing Address: 132 W 10TH ST
LAMAR, MO

Website: <https://www.cityoflamar.org/177/TATS>

Service Consumed

Annual Unlinked Trips (UPT) 17,315

Operating Expenses per Vehicle Revenue Mile



Assets

Revenue Vehicles 3
Service Vehicles
Facilities

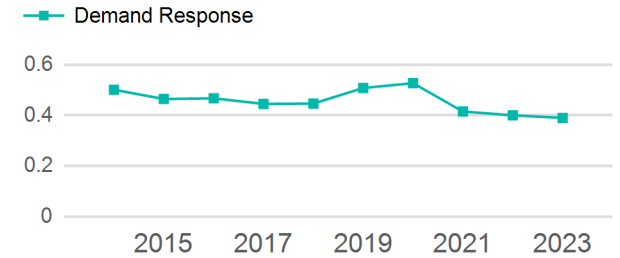
Service Supplied

Annual Vehicle Revenue Miles (VRM) 44,421
Annual Vehicle Revenue Hours (VRH) 2,256
Vehicles Operated in Maximum Service (VOMS) 3

Modal Characteristics

Mode	Annual Unlinked Passenger Trips	Directly Operated VOMS	Purchased Transportation VOMS	Annual Vehicle Revenue Miles	Annual Vehicle Revenue Hours
Demand Response	17,315	3	0	44,421	2,256
Total	17,315	3	0	44,421	2,256

Unlinked Passenger Trip per Vehicle Revenue Mile



Metrics

Service Efficiency

Service Effectiveness

Mode	OE per VRM	OE per VRH	UPT per VRM	UPT per VRH	OE per UPT
Demand Response	\$3.04	\$59.77	0.4	7.7	\$7.79
Total	\$3.04	\$59.77	0.4	7.7	\$7.79

2023 Annual Agency Profile - City of Lamar (NTD ID 70211)

2023 Funding Breakdown

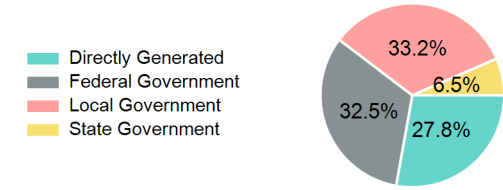
Summary of Operating Expenses (OE)

Mode	Operating Expenses	Fare Revenues
Demand Response	\$134,845	\$0
Total	\$134,845	\$0

Sources of Operating Funds Expended

Directly Generated	\$37,537
Federal Government	\$43,818
Local Government	\$44,708
State Government	\$8,782
Total Operating Funds Expended	\$134,845

Operating Funding Sources



Capital Funding Sources

Sources of Capital Funds Expended

Directly Generated	\$0
Federal Government	\$0
Local Government	\$0
State Government	\$0
Total Capital Funds Expended	\$0



2023 Asset Management

Transit Asset Management (TAM) Tier	Tier II	TAM Sponsor NTD ID	7R03
--	---------	---------------------------	------

Metrics

Mode	Average Fleet Age in Years
Demand Response	6.7