

# 2023 Annual Agency Profile - Southeast Iowa Regional Planning Commission (NTD ID 70217)

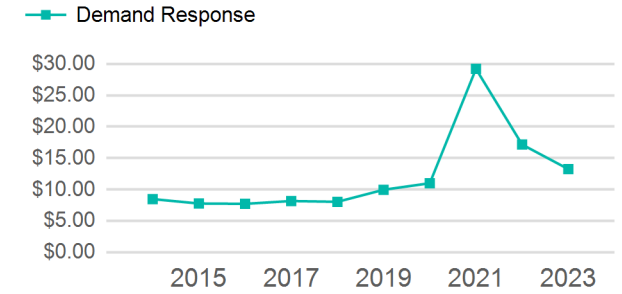
Mailing Address: 211 N GEAR AVE  
WEST BURLINGTON, IA

Website: <http://www.seirpc.com>

## Service Consumed

Annual Unlinked Trips (UPT) 121,680

## Operating Expenses per Vehicle Revenue Mile



## Assets

Revenue Vehicles 34  
Service Vehicles  
Facilities

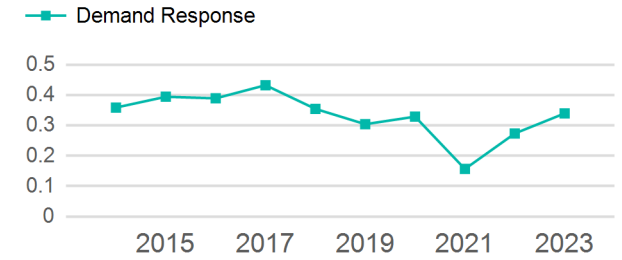
## Service Supplied

Annual Vehicle Revenue Miles (VRM) 358,212  
Annual Vehicle Revenue Hours (VRH) 25,695  
Vehicles Operated in Maximum Service (VOMS) 24

## Modal Characteristics

Mode	Annual Unlinked Passenger Trips	Directly Operated VOMS	Purchased Transportation VOMS	Annual Vehicle Revenue Miles	Annual Vehicle Revenue Hours
Demand Response	121,680	24	0	358,212	25,695
<b>Total</b>	<b>121,680</b>	<b>24</b>	<b>0</b>	<b>358,212</b>	<b>25,695</b>

## Unlinked Passenger Trip per Vehicle Revenue Mile



Mode	Service Efficiency		Service Effectiveness		
	OE per VRM	OE per VRH	UPT per VRM	UPT per VRH	OE per UPT
Demand Response	\$4.50	\$62.80	0.3	4.7	\$13.26
<b>Total</b>	<b>\$4.50</b>	<b>\$62.80</b>	<b>0.3</b>	<b>4.7</b>	<b>\$13.26</b>

# 2023 Annual Agency Profile - Southeast Iowa Regional Planning Commission (NTD ID 70217)

## 2023 Funding Breakdown

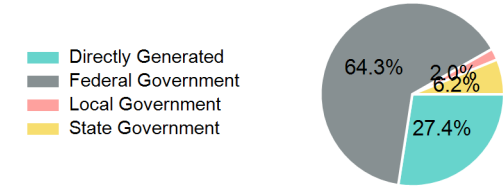
### Summary of Operating Expenses (OE)

Mode	Operating Expenses	Fare Revenues
Demand Response	\$1,613,667	\$0
<b>Total</b>	<b>\$1,613,667</b>	<b>\$0</b>

### Sources of Operating Funds Expended

Directly Generated	\$442,910
Federal Government	\$1,038,213
Local Government	\$32,870
State Government	\$99,674
<b>Total Operating Funds Expended</b>	<b>\$1,613,667</b>

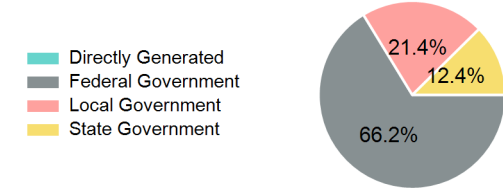
### Operating Funding Sources



### Sources of Capital Funds Expended

Directly Generated	\$0
Federal Government	\$121,589
Local Government	\$39,271
State Government	\$22,673
<b>Total Capital Funds Expended</b>	<b>\$183,533</b>

### Capital Funding Sources



## 2023 Asset Management

<b>Transit Asset Management (TAM) Tier</b>	Tier II	<b>TAM Sponsor NTD ID</b>	7R01
--	---------	---------------------------	------

### Metrics

Mode	Average Fleet Age in Years
Demand Response	8.9