

2023 Annual Agency Profile - Avera St.Anthony's Hospital (NTD ID 70220)

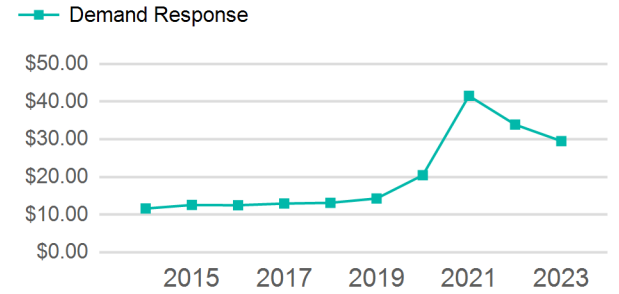
Mailing Address: 300 N 2ND ST
ONEILL, NE

Website: <https://growholt.com/in-holt-county/businesses/avera-st-anthonys-public-transportation/>

Service Consumed

Annual Unlinked Trips (UPT) 10,057

Operating Expenses per Vehicle Revenue Mile



Assets

Revenue Vehicles 7
Service Vehicles
Facilities

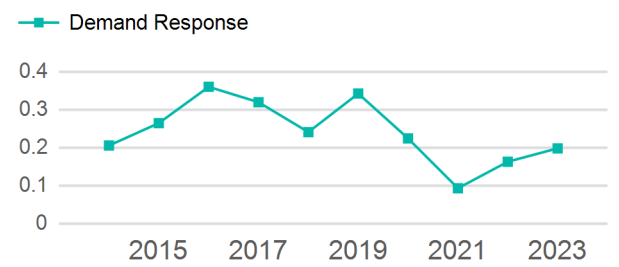
Service Supplied

Annual Vehicle Revenue Miles (VRM) 50,756
Annual Vehicle Revenue Hours (VRH) 888
Vehicles Operated in Maximum Service (VOMS) 5

Modal Characteristics

Mode	Annual Unlinked Passenger Trips	Directly Operated VOMS	Purchased Transportation VOMS	Annual Vehicle Revenue Miles	Annual Vehicle Revenue Hours
Demand Response	10,057	5	0	50,756	888
Total	10,057	5	0	50,756	888

Unlinked Passenger Trip per Vehicle Revenue Mile



Mode	Service Efficiency		Service Effectiveness		
	OE per VRM	OE per VRH	UPT per VRM	UPT per VRH	OE per UPT
Demand Response	\$5.85	\$334.49	0.2	11.3	\$29.53
Total	\$5.85	\$334.49	0.2	11.3	\$29.53

2023 Annual Agency Profile - Avera St. Anthony's Hospital (NTD ID 70220)

2023 Funding Breakdown

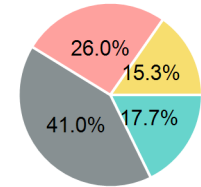
Summary of Operating Expenses (OE)

Mode	Operating Expenses	Fare Revenues
Demand Response	\$297,031	\$0
Total	\$297,031	\$0

Sources of Operating Funds Expended

Directly Generated	\$52,670
Federal Government	\$121,800
Local Government	\$77,263
State Government	\$45,298
Total Operating Funds Expended	\$297,031

Operating Funding Sources



Capital Funding Sources



Sources of Capital Funds Expended

Directly Generated	\$0
Federal Government	\$58,515
Local Government	\$0
State Government	\$0
Total Capital Funds Expended	\$58,515

2023 Asset Management

Transit Asset Management (TAM) Tier	Tier II	TAM Sponsor NTD ID	7R04
--	---------	---------------------------	------

Metrics

Mode	Average Fleet Age in Years
Demand Response	8.0