

# 2023 Annual Agency Profile - Coffey County (NTD ID 70222)

**Mailing Address:** 520 CROSS ST  
BURLINGTON, KS

**Website:** <https://coffeycountyks.org/228/Transportation>

## Service Consumed

Annual Unlinked Trips (UPT) 18,314

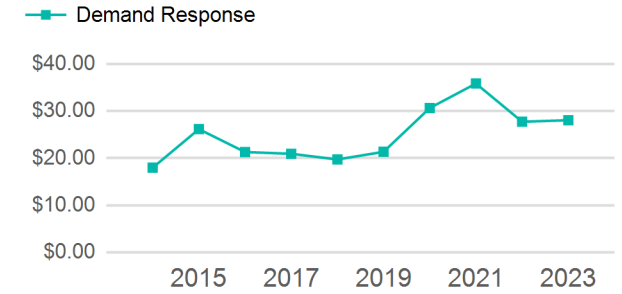
## Assets

Revenue Vehicles 8  
Service Vehicles  
Facilities 1

## Service Supplied

Annual Vehicle Revenue Miles (VRM) 300,645  
Annual Vehicle Revenue Hours (VRH) 12,311  
Vehicles Operated in Maximum Service (VOMS) 8

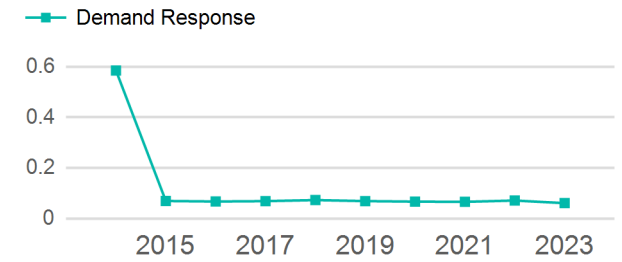
## Operating Expenses per Vehicle Revenue Mile



## Modal Characteristics

Mode	Annual Unlinked Passenger Trips	Directly Operated VOMS	Purchased Transportation VOMS	Annual Vehicle Revenue Miles	Annual Vehicle Revenue Hours
Demand Response	18,314	8	0	300,645	12,311
<b>Total</b>	<b>18,314</b>	<b>8</b>	<b>0</b>	<b>300,645</b>	<b>12,311</b>

## Unlinked Passenger Trip per Vehicle Revenue Mile



## Metrics

Mode	Service Efficiency		Service Effectiveness		
	OE per VRM	OE per VRH	UPT per VRM	UPT per VRH	OE per UPT
Demand Response	\$1.71	\$41.72	0.1	1.5	\$28.04
<b>Total</b>	<b>\$1.71</b>	<b>\$41.72</b>	<b>0.1</b>	<b>1.5</b>	<b>\$28.04</b>

# 2023 Annual Agency Profile - Coffey County (NTD ID 70222)

## 2023 Funding Breakdown

### Summary of Operating Expenses (OE)

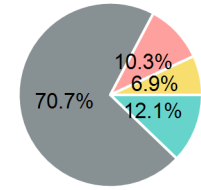
Mode	Operating Expenses	Fare Revenues
Demand Response	\$513,609	\$0
<b>Total</b>	<b>\$513,609</b>	<b>\$0</b>

### Sources of Operating Funds Expended

Directly Generated	\$62,280
Federal Government	\$362,892
Local Government	\$53,062
State Government	\$35,375
<b>Total Operating Funds Expended</b>	<b>\$513,609</b>

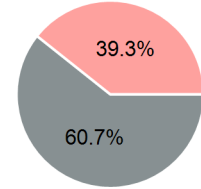
### Operating Funding Sources

- Directly Generated
- Federal Government
- Local Government
- State Government



### Capital Funding Sources

- Directly Generated
- Federal Government
- Local Government
- State Government



### Sources of Capital Funds Expended

Directly Generated	\$0
Federal Government	\$21,864
Local Government	\$14,160
State Government	\$0
<b>Total Capital Funds Expended</b>	<b>\$36,024</b>

## 2023 Asset Management

<b>Transit Asset Management (TAM) Tier</b>	Tier II	<b>TAM Sponsor NTD ID</b>	7R02
--	---------	---------------------------	------

### Metrics

Mode	Average Fleet Age in Years
Demand Response	5.0