

2023 Annual Agency Profile - Class LTD (NTD ID 70226)

Mailing Address: 1200 E MERLE EVANS DR
COLUMBUS, KS

Website: <http://www.classltd.org/class-services/25-transportation>

Service Consumed

Annual Unlinked Trips (UPT) 21,597

Service Supplied

Annual Vehicle Revenue Miles (VRM) 69,554

Annual Vehicle Revenue Hours (VRH) 3,448

Vehicles Operated in Maximum Service (VOMS) 22

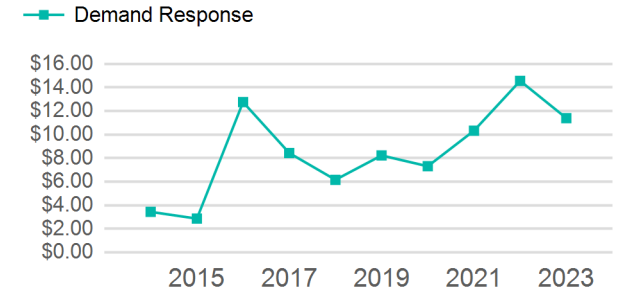
Assets

Revenue Vehicles 22

Service Vehicles

Facilities

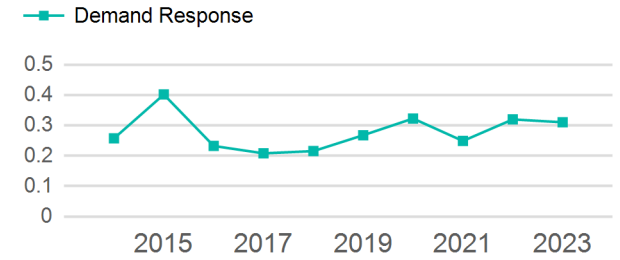
Operating Expenses per Vehicle Revenue Mile



Modal Characteristics

Mode	Annual Unlinked Passenger Trips	Directly Operated VOMS	Purchased Transportation VOMS	Annual Vehicle Revenue Miles	Annual Vehicle Revenue Hours
Demand Response	21,597	22	0	69,554	3,448
Total	21,597	22	0	69,554	3,448

Unlinked Passenger Trip per Vehicle Revenue Mile



Mode	Service Efficiency		Service Effectiveness		
	OE per VRM	OE per VRH	UPT per VRM	UPT per VRH	OE per UPT
Demand Response	\$3.54	\$71.40	0.3	6.3	\$11.40
Total	\$3.54	\$71.40	0.3	6.3	\$11.40

2023 Annual Agency Profile - Class LTD (NTD ID 70226)

2023 Funding Breakdown

Summary of Operating Expenses (OE)

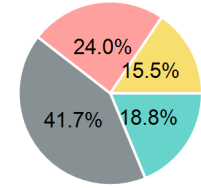
Mode	Operating Expenses	Fare Revenues
Demand Response	\$246,188	\$0
Total	\$246,188	\$0

Sources of Operating Funds Expended

Directly Generated	\$46,205
Federal Government	\$102,722
Local Government	\$59,085
State Government	\$38,176
Total Operating Funds Expended	\$246,188

Operating Funding Sources

- Directly Generated
- Federal Government
- Local Government
- State Government



Capital Funding Sources

- Directly Generated
- Federal Government
- Local Government
- State Government

Sources of Capital Funds Expended

Directly Generated	\$0
Federal Government	\$0
Local Government	\$0
State Government	\$0
Total Capital Funds Expended	\$0

2023 Asset Management

Transit Asset Management (TAM) Tier	Tier II	TAM Sponsor NTD ID	7R02
--	---------	---------------------------	------

Metrics

Mode	Average Fleet Age in Years
Demand Response	11.0