

2023 Annual Agency Profile - City of Liberal (NTD ID 70227)

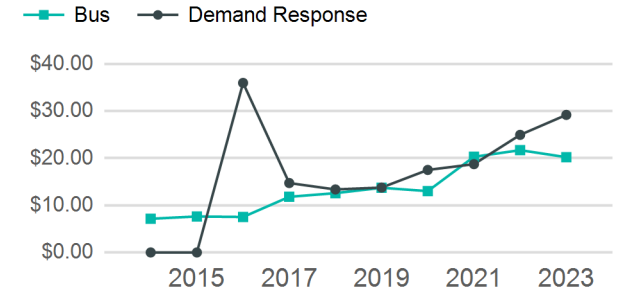
Mailing Address: 324 N KANSAS AVE
Liberal, KS

Website: <http://cityofliberal.org/208/City-Bus>

Service Consumed

Annual Unlinked Trips (UPT) 25,803

Operating Expenses per Vehicle Revenue Mile



Assets

Revenue Vehicles 8
Service Vehicles
Facilities

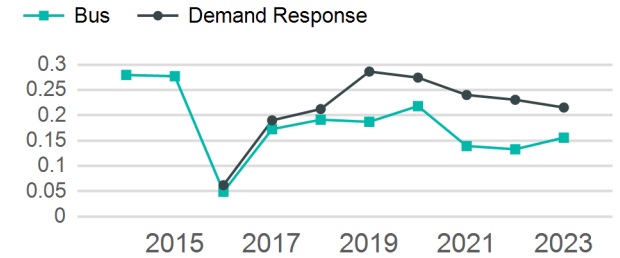
Service Supplied

Annual Vehicle Revenue Miles (VRM) 155,700
Annual Vehicle Revenue Hours (VRH) 11,500
Vehicles Operated in Maximum Service (VOMS) 5

Modal Characteristics

Mode	Annual Unlinked Passenger Trips	Directly Operated VOMS	Purchased Transportation VOMS	Annual Vehicle Revenue Miles	Annual Vehicle Revenue Hours
Bus	20,266	3	0	130,002	9,135
Demand Response	5,537	2	0	25,698	2,365
Total	25,803	5	0	155,700	11,500

Unlinked Passenger Trip per Vehicle Revenue Mile



Metrics

Service Efficiency

Service Effectiveness

Mode	OE per VRM	OE per VRH	UPT per VRM	UPT per VRH	OE per UPT
Bus	\$3.15	\$44.84	0.2	2.2	\$20.21
Demand Response	\$6.29	\$68.32	0.2	2.3	\$29.18
Total	\$3.67	\$49.67	0.2	2.2	\$22.14

2023 Annual Agency Profile - City of Liberal (NTD ID 70227)

2023 Funding Breakdown

Summary of Operating Expenses (OE)

Mode	Operating Expenses	Fare Revenues
Bus	\$409,575	\$0
Demand Response	\$161,580	\$0
Total	\$571,155	\$0

Sources of Operating Funds Expended

Directly Generated	\$13,472
Federal Government	\$300,898
Local Government	\$159,952
State Government	\$96,833
Total Operating Funds Expended	\$571,155

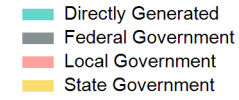
Operating Funding Sources



Capital Funding Sources

Sources of Capital Funds Expended

Directly Generated	\$0
Federal Government	\$0
Local Government	\$0
State Government	\$0
Total Capital Funds Expended	\$0



2023 Asset Management

Transit Asset Management (TAM) Tier	Tier II	TAM Sponsor NTD ID	7R02
--	---------	---------------------------	------

Metrics

Mode	Average Fleet Age in Years
Bus	5.8
Demand Response	8.0