

2023 Annual Agency Profile - City Of McCook Public Transit (NTD ID 70232)

Mailing Address: 505 W C ST
MC COOK, NE

Website: <https://www.cityofmccook.com/117/McCook-Public-Transit>

Service Consumed

Annual Unlinked Trips (UPT) 5,906

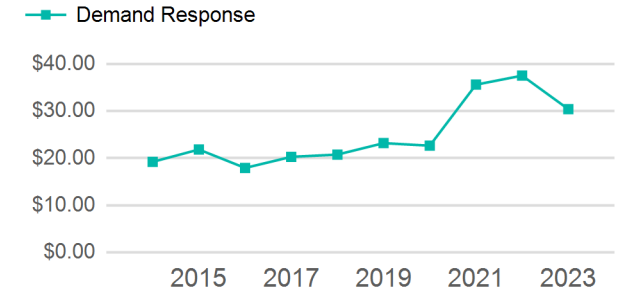
Assets

Revenue Vehicles 2
Service Vehicles
Facilities

Service Supplied

Annual Vehicle Revenue Miles (VRM) 16,103
Annual Vehicle Revenue Hours (VRH) 1,233
Vehicles Operated in Maximum Service (VOMS) 2

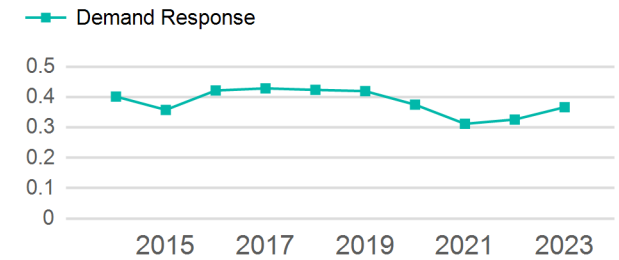
Operating Expenses per Vehicle Revenue Mile



Modal Characteristics

Mode	Annual Unlinked Passenger Trips	Directly Operated VOMS	Purchased Transportation VOMS	Annual Vehicle Revenue Miles	Annual Vehicle Revenue Hours
Demand Response	5,906	2	0	16,103	1,233
Total	5,906	2	0	16,103	1,233

Unlinked Passenger Trip per Vehicle Revenue Mile



Mode	Service Efficiency		Service Effectiveness		
	OE per VRM	OE per VRH	UPT per VRM	UPT per VRH	OE per UPT
Demand Response	\$11.15	\$145.61	0.4	4.8	\$30.40
Total	\$11.15	\$145.61	0.4	4.8	\$30.40

2023 Annual Agency Profile - City Of McCook Public Transit (NTD ID 70232)

2023 Funding Breakdown

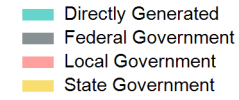
Summary of Operating Expenses (OE)

Mode	Operating Expenses	Fare Revenues
Demand Response	\$179,540	\$0
Total	\$179,540	\$0

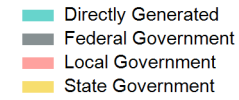
Sources of Operating Funds Expended

Directly Generated	\$12,191
Federal Government	\$101,621
Local Government	\$32,863
State Government	\$32,865
Total Operating Funds Expended	\$179,540

Operating Funding Sources



Capital Funding Sources



Sources of Capital Funds Expended

Directly Generated	\$0
Federal Government	\$0
Local Government	\$0
State Government	\$0
Total Capital Funds Expended	\$0

2023 Asset Management

Transit Asset Management (TAM) Tier	Tier II	TAM Sponsor NTD ID	7R04
--	---------	---------------------------	------

Metrics

Mode	Average Fleet Age in Years
Demand Response	8.5