

# 2023 Annual Agency Profile - Regional Transit Authority (NTD ID 70240)

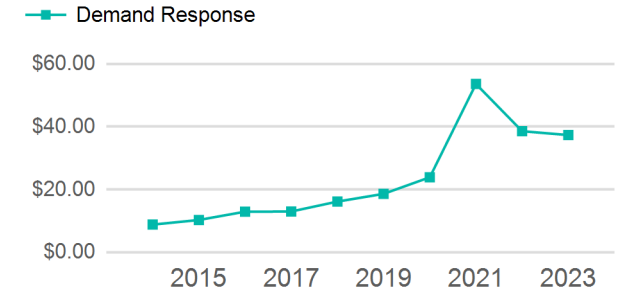
**Mailing Address:** 522 10TH AVE E  
SPENCER, IA

**Website:** <http://www.nwiarides.org>

## Service Consumed

**Annual Unlinked Trips (UPT)** 111,923

## Operating Expenses per Vehicle Revenue Mile



## Assets

**Revenue Vehicles** 74  
**Service Vehicles** 4  
**Facilities** 4

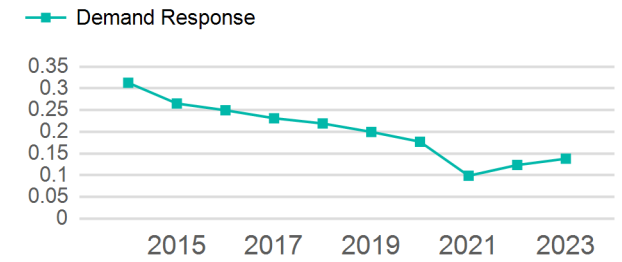
## Service Supplied

**Annual Vehicle Revenue Miles (VRM)** 811,488  
**Annual Vehicle Revenue Hours (VRH)** 50,379  
**Vehicles Operated in Maximum Service (VOMS)** 58

## Modal Characteristics

Mode	Annual Unlinked Passenger Trips	Directly Operated VOMS	Purchased Transportation VOMS	Annual Vehicle Revenue Miles	Annual Vehicle Revenue Hours
Demand Response	111,923	58	0	811,488	50,379
<b>Total</b>	<b>111,923</b>	<b>58</b>	<b>0</b>	<b>811,488</b>	<b>50,379</b>

## Unlinked Passenger Trip per Vehicle Revenue Mile



Mode	Service Efficiency		Service Effectiveness		
	OE per VRM	OE per VRH	UPT per VRM	UPT per VRH	OE per UPT
Demand Response	\$5.15	\$82.97	0.1	2.2	\$37.35
<b>Total</b>	<b>\$5.15</b>	<b>\$82.97</b>	<b>0.1</b>	<b>2.2</b>	<b>\$37.35</b>

# 2023 Annual Agency Profile - Regional Transit Authority (NTD ID 70240)

## 2023 Funding Breakdown

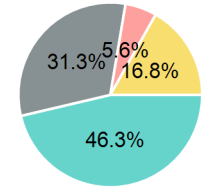
### Summary of Operating Expenses (OE)

Mode	Operating Expenses	Fare Revenues
Demand Response	\$4,180,193	\$0
<b>Total</b>	<b>\$4,180,193</b>	<b>\$0</b>

### Sources of Operating Funds Expended

Directly Generated	\$1,937,326
Federal Government	\$1,309,253
Local Government	\$232,996
State Government	\$700,618
<b>Total Operating Funds Expended</b>	<b>\$4,180,193</b>

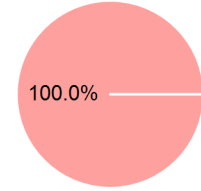
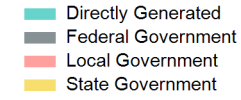
### Operating Funding Sources



### Sources of Capital Funds Expended

Directly Generated	\$0
Federal Government	\$0
Local Government	\$153,050
State Government	\$0
<b>Total Capital Funds Expended</b>	<b>\$153,050</b>

### Capital Funding Sources



## 2023 Asset Management

<b>Transit Asset Management (TAM) Tier</b>	Tier II	<b>TAM Sponsor NTD ID</b>	7R01
--	---------	---------------------------	------

### Metrics

Mode	Average Fleet Age in Years
Demand Response	8.2