

2023 Annual Agency Profile - Community Senior Service Center (NTD ID 70245)

Mailing Address: 815 6TH ST
OSAWATOMIE, KS

Website: <https://kutc.ku.edu/community-senior-service-center-inc>

Service Consumed

Annual Unlinked Trips (UPT) 8,743

Service Supplied

Annual Vehicle Revenue Miles (VRM) 28,621

Annual Vehicle Revenue Hours (VRH) 1,828

Vehicles Operated in Maximum Service (VOMS) 3

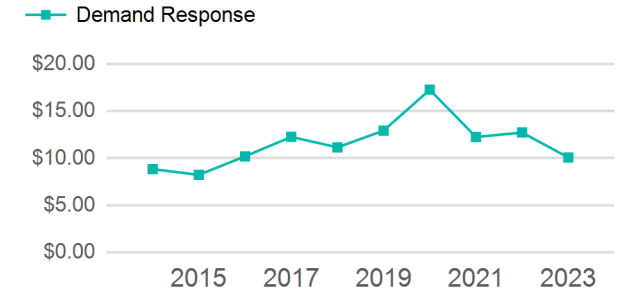
Assets

Revenue Vehicles 3

Service Vehicles

Facilities

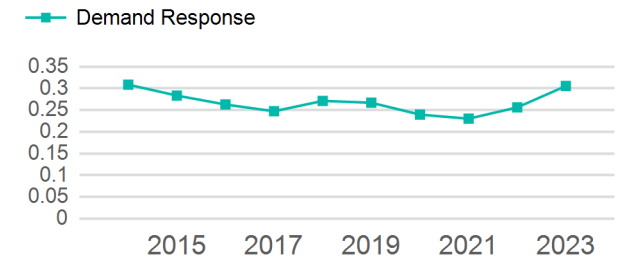
Operating Expenses per Vehicle Revenue Mile



Modal Characteristics

Mode	Annual Unlinked Passenger Trips	Directly Operated VOMS	Purchased Transportation VOMS	Annual Vehicle Revenue Miles	Annual Vehicle Revenue Hours
Demand Response	8,743	3	0	28,621	1,828
Total	8,743	3	0	28,621	1,828

Unlinked Passenger Trip per Vehicle Revenue Mile



Metrics

Service Efficiency

Service Effectiveness

Mode	OE per VRM	OE per VRH	UPT per VRM	UPT per VRH	OE per UPT
Demand Response	\$3.08	\$48.18	0.3	4.8	\$10.07
Total	\$3.08	\$48.18	0.3	4.8	\$10.07

2023 Annual Agency Profile - Community Senior Service Center (NTD ID 70245)

2023 Funding Breakdown

Summary of Operating Expenses (OE)

Mode	Operating Expenses	Fare Revenues
Demand Response	\$88,072	\$0
Total	\$88,072	\$0

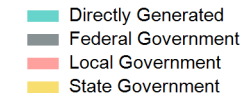
Sources of Operating Funds Expended

Directly Generated	\$12,502
Federal Government	\$41,157
Local Government	\$21,547
State Government	\$12,866
Total Operating Funds Expended	\$88,072

Operating Funding Sources



Capital Funding Sources



Sources of Capital Funds Expended

Directly Generated	\$0
Federal Government	\$0
Local Government	\$0
State Government	\$0
Total Capital Funds Expended	\$0

2023 Asset Management

Transit Asset Management (TAM) Tier	Tier II	TAM Sponsor NTD ID	7R02
--	---------	---------------------------	------

Metrics

Mode	Average Fleet Age in Years
Demand Response	6.0