

# 2023 Annual Agency Profile - Seward County Public Transit (NTD ID 70246)

**Mailing Address:** 529 SEWARD ST RM 203  
SEWARD, NE

**Website:** <https://www.countyofsewardne.com/seward-county-public-transit>

## Service Consumed

Annual Unlinked Trips (UPT) 12,948

## Service Supplied

Annual Vehicle Revenue Miles (VRM) 50,212

Annual Vehicle Revenue Hours (VRH) 2,330

Vehicles Operated in Maximum Service (VOMS) 3

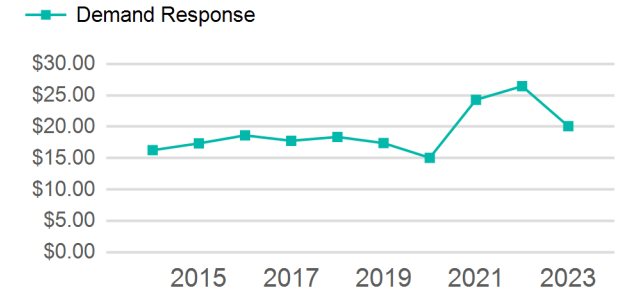
## Assets

Revenue Vehicles 3

Service Vehicles

Facilities

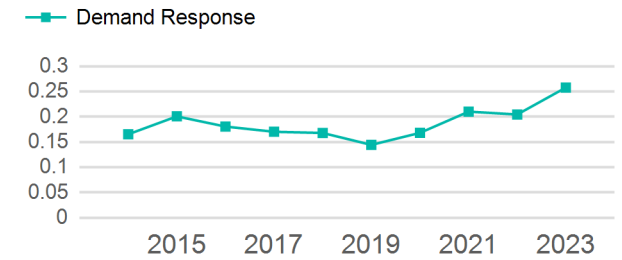
## Operating Expenses per Vehicle Revenue Mile



## Modal Characteristics

Mode	Annual Unlinked Passenger Trips	Directly Operated VOMS	Purchased Transportation VOMS	Annual Vehicle Revenue Miles	Annual Vehicle Revenue Hours
Demand Response	12,948	3	0	50,212	2,330
<b>Total</b>	<b>12,948</b>	<b>3</b>	<b>0</b>	<b>50,212</b>	<b>2,330</b>

## Unlinked Passenger Trip per Vehicle Revenue Mile



## Metrics

### Service Efficiency

### Service Effectiveness

Mode	OE per VRM	OE per VRH	UPT per VRM	UPT per VRH	OE per UPT
Demand Response	\$5.18	\$111.57	0.3	5.6	\$20.08
<b>Total</b>	<b>\$5.18</b>	<b>\$111.57</b>	<b>0.3</b>	<b>5.6</b>	<b>\$20.08</b>

# 2023 Annual Agency Profile - Seward County Public Transit (NTD ID 70246)

## 2023 Funding Breakdown

### Summary of Operating Expenses (OE)

Mode	Operating Expenses	Fare Revenues
Demand Response	\$259,950	\$0
<b>Total</b>	<b>\$259,950</b>	<b>\$0</b>

### Sources of Operating Funds Expended

Directly Generated	\$21,927
Federal Government	\$139,936
Local Government	\$48,718
State Government	\$49,369
<b>Total Operating Funds Expended</b>	<b>\$259,950</b>

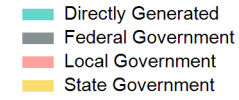
### Operating Funding Sources



### Capital Funding Sources

### Sources of Capital Funds Expended

Directly Generated	\$0
Federal Government	\$0
Local Government	\$0
State Government	\$0
<b>Total Capital Funds Expended</b>	<b>\$0</b>



## 2023 Asset Management

<b>Transit Asset Management (TAM) Tier</b>	Tier II	<b>TAM Sponsor NTD ID</b>	7R04
--	---------	---------------------------	------

### Metrics

Mode	Average Fleet Age in Years
Demand Response	3.7