

# 2023 Annual Agency Profile - Lyon County (NTD ID 70248)

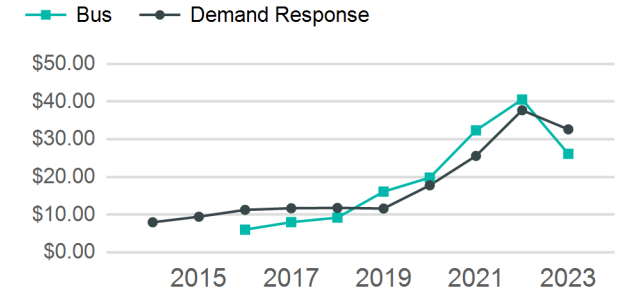
**Mailing Address:** 402 COMMERCIAL ST  
EMPORIA, KS

**Website:** <https://lyoncounty.org/index/government/departments/lcat/>

## Service Consumed

**Annual Unlinked Trips (UPT)** 32,598

## Operating Expenses per Vehicle Revenue Mile



## Assets

**Revenue Vehicles** 11  
**Service Vehicles**  
**Facilities**

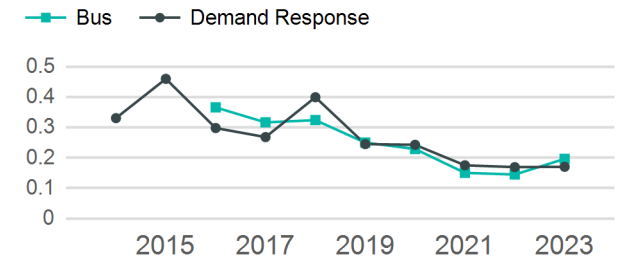
## Service Supplied

**Annual Vehicle Revenue Miles (VRM)** 185,165  
**Annual Vehicle Revenue Hours (VRH)** 14,049  
**Vehicles Operated in Maximum Service (VOMS)** 10

## Modal Characteristics

Mode	Annual Unlinked Passenger Trips	Directly Operated VOMS	Purchased Transportation VOMS	Annual Vehicle Revenue Miles	Annual Vehicle Revenue Hours
Demand Response	24,845	8	0	145,710	10,696
Bus	7,753	2	0	39,455	3,353
<b>Total</b>	<b>32,598</b>	<b>10</b>	<b>0</b>	<b>185,165</b>	<b>14,049</b>

## Unlinked Passenger Trip per Vehicle Revenue Mile



## Metrics

### Service Efficiency

### Service Effectiveness

Mode	OE per VRM	OE per VRH	UPT per VRM	UPT per VRH	OE per UPT
Demand Response	\$5.56	\$75.81	0.2	2.3	\$32.64
Bus	\$5.14	\$60.46	0.2	2.3	\$26.15
<b>Total</b>	<b>\$5.47</b>	<b>\$72.15</b>	<b>0.2</b>	<b>2.3</b>	<b>\$31.09</b>

# 2023 Annual Agency Profile - Lyon County (NTD ID 70248)

## 2023 Funding Breakdown

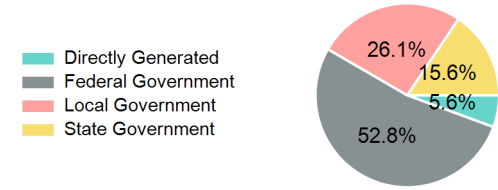
### Summary of Operating Expenses (OE)

Mode	Operating Expenses	Fare Revenues
Demand Response	\$810,861	\$0
Bus	\$202,715	\$0
<b>Total</b>	<b>\$1,013,576</b>	<b>\$0</b>

### Sources of Operating Funds Expended

Directly Generated	\$56,915
Federal Government	\$534,676
Local Government	\$264,211
State Government	\$157,774
<b>Total Operating Funds Expended</b>	<b>\$1,013,576</b>

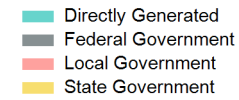
### Operating Funding Sources



### Capital Funding Sources

### Sources of Capital Funds Expended

Directly Generated	\$0
Federal Government	\$0
Local Government	\$0
State Government	\$0
<b>Total Capital Funds Expended</b>	<b>\$0</b>



## 2023 Asset Management

Transit Asset Management (TAM) Tier: Tier II TAM Sponsor NTD ID: 7R02

### Metrics

Mode	Average Fleet Age in Years
Demand Response	6.5
Bus	5.7