

2023 Annual Agency Profile - Saunders County Transportation (NTD ID 70253)

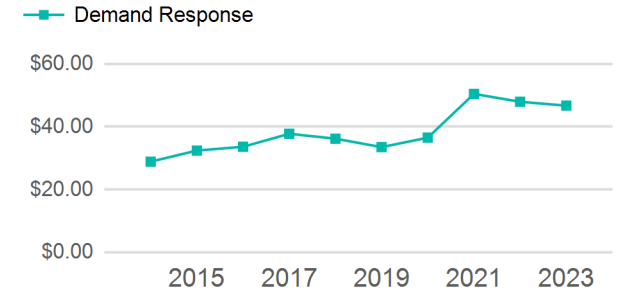
Mailing Address: 426 N BROADWAY ST
WAHOO, NE

Website: <https://saunderscounty.ne.gov/webpages/transportation/transportation.html>

Service Consumed

Annual Unlinked Trips (UPT) 2,416

Operating Expenses per Vehicle Revenue Mile



Assets

Revenue Vehicles 5
Service Vehicles
Facilities

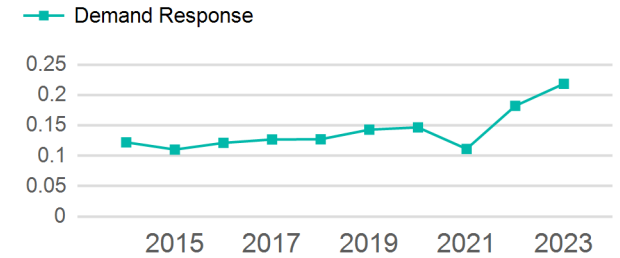
Service Supplied

Annual Vehicle Revenue Miles (VRM) 11,052
Annual Vehicle Revenue Hours (VRH) 845
Vehicles Operated in Maximum Service (VOMS) 1

Modal Characteristics

Mode	Annual Unlinked Passenger Trips	Directly Operated VOMS	Purchased Transportation VOMS	Annual Vehicle Revenue Miles	Annual Vehicle Revenue Hours
Demand Response	2,416	1	0	11,052	845
Total	2,416	1	0	11,052	845

Unlinked Passenger Trip per Vehicle Revenue Mile



Metrics

Service Efficiency

Service Effectiveness

Mode	OE per VRM	OE per VRH	UPT per VRM	UPT per VRH	OE per UPT
Demand Response	\$10.21	\$133.55	0.2	2.9	\$46.71
Total	\$10.21	\$133.55	0.2	2.9	\$46.71

2023 Annual Agency Profile - Saunders County Transportation (NTD ID 70253)

2023 Funding Breakdown

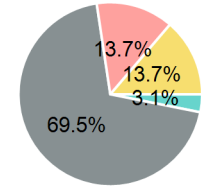
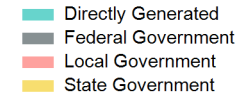
Summary of Operating Expenses (OE)

Mode	Operating Expenses	Fare Revenues
Demand Response	\$112,846	\$0
Total	\$112,846	\$0

Sources of Operating Funds Expended

Directly Generated	\$3,537
Federal Government	\$78,412
Local Government	\$15,415
State Government	\$15,482
Total Operating Funds Expended	\$112,846

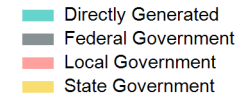
Operating Funding Sources



Capital Funding Sources

Sources of Capital Funds Expended

Directly Generated	\$0
Federal Government	\$0
Local Government	\$0
State Government	\$0
Total Capital Funds Expended	\$0



2023 Asset Management

Transit Asset Management (TAM) Tier	Tier II	TAM Sponsor NTD ID	7R04
--	---------	---------------------------	------

Metrics

Mode	Average Fleet Age in Years
Demand Response	6.6