

# 2023 Annual Agency Profile - Solomon Valley (NTD ID 70255)

Mailing Address: 501 W 8TH ST  
BELOIT, KS

Website: <https://www.solvaltrans.com/>

## Service Consumed

Annual Unlinked Trips (UPT) 7,556

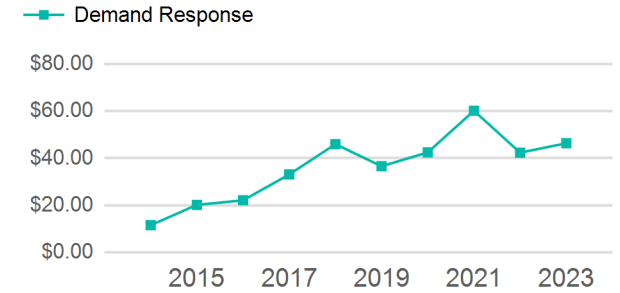
## Assets

Revenue Vehicles 7  
Service Vehicles  
Facilities

## Service Supplied

Annual Vehicle Revenue Miles (VRM) 195,546  
Annual Vehicle Revenue Hours (VRH) 5,706  
Vehicles Operated in Maximum Service (VOMS) 7

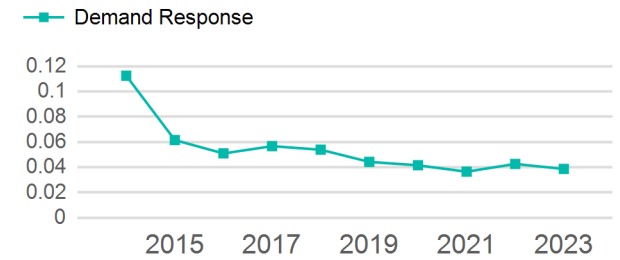
## Operating Expenses per Vehicle Revenue Mile



## Modal Characteristics

Mode	Annual Unlinked Passenger Trips	Directly Operated VOMS	Purchased Transportation VOMS	Annual Vehicle Revenue Miles	Annual Vehicle Revenue Hours
Demand Response	7,556	7	0	195,546	5,706
<b>Total</b>	<b>7,556</b>	<b>7</b>	<b>0</b>	<b>195,546</b>	<b>5,706</b>

## Unlinked Passenger Trip per Vehicle Revenue Mile



Mode	Service Efficiency		Service Effectiveness		
	OE per VRM	OE per VRH	UPT per VRM	UPT per VRH	OE per UPT
Demand Response	\$1.79	\$61.35	0.0	1.3	\$46.33
<b>Total</b>	<b>\$1.79</b>	<b>\$61.35</b>	<b>0.0</b>	<b>1.3</b>	<b>\$46.33</b>

# 2023 Annual Agency Profile - Solomon Valley (NTD ID 70255)

## 2023 Funding Breakdown

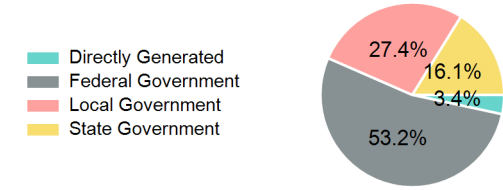
### Summary of Operating Expenses (OE)

Mode	Operating Expenses	Fare Revenues
Demand Response	\$350,062	\$0
<b>Total</b>	<b>\$350,062</b>	<b>\$0</b>

### Sources of Operating Funds Expended

Directly Generated	\$11,764
Federal Government	\$186,098
Local Government	\$95,840
State Government	\$56,360
<b>Total Operating Funds Expended</b>	<b>\$350,062</b>

### Operating Funding Sources



### Capital Funding Sources

### Sources of Capital Funds Expended

Directly Generated	\$0
Federal Government	\$0
Local Government	\$0
State Government	\$0
<b>Total Capital Funds Expended</b>	<b>\$0</b>



## 2023 Asset Management

<b>Transit Asset Management (TAM) Tier</b>	Tier II	<b>TAM Sponsor NTD ID</b>	7R02
--	---------	---------------------------	------

### Metrics

Mode	Average Fleet Age in Years
Demand Response	4.6