

2023 Annual Agency Profile - Futures Unlimited (NTD ID 70259)

Mailing Address: 2410 N A ST
WELLINGTON, KS

Website: <https://futures-unlimited.org/transportation/>

Service Consumed

Annual Unlinked Trips (UPT) 18,465

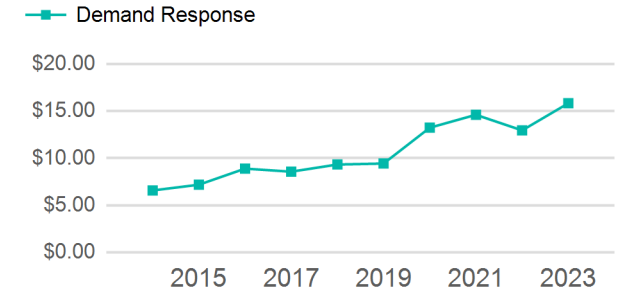
Service Supplied

Annual Vehicle Revenue Miles (VRM) 52,731

Annual Vehicle Revenue Hours (VRH) 4,798

Vehicles Operated in Maximum Service (VOMS) 3

Operating Expenses per Vehicle Revenue Mile



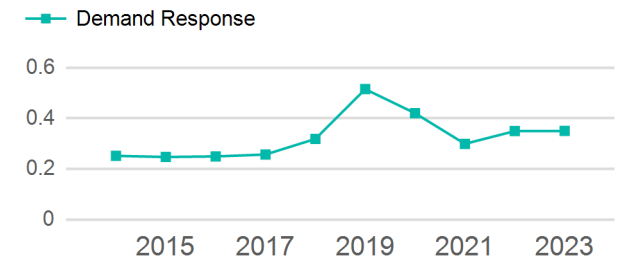
Assets

Revenue Vehicles 5
Service Vehicles
Facilities

Modal Characteristics

Mode	Annual Unlinked Passenger Trips	Directly Operated VOMS	Purchased Transportation VOMS	Annual Vehicle Revenue Miles	Annual Vehicle Revenue Hours
Demand Response	18,465	3	0	52,731	4,798
Total	18,465	3	0	52,731	4,798

Unlinked Passenger Trip per Vehicle Revenue Mile



Metrics

Mode	Service Efficiency		Service Effectiveness		
	OE per VRM	OE per VRH	UPT per VRM	UPT per VRH	OE per UPT
Demand Response	\$5.54	\$60.89	0.4	3.8	\$15.82
Total	\$5.54	\$60.89	0.4	3.8	\$15.82

2023 Annual Agency Profile - Futures Unlimited (NTD ID 70259)

2023 Funding Breakdown

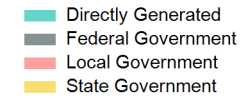
Summary of Operating Expenses (OE)

Mode	Operating Expenses	Fare Revenues
Demand Response	\$292,159	\$0
Total	\$292,159	\$0

Sources of Operating Funds Expended

Directly Generated	\$27,691
Federal Government	\$135,018
Local Government	\$91,603
State Government	\$37,847
Total Operating Funds Expended	\$292,159

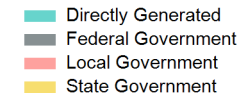
Operating Funding Sources



Capital Funding Sources

Sources of Capital Funds Expended

Directly Generated	\$0
Federal Government	\$0
Local Government	\$0
State Government	\$0
Total Capital Funds Expended	\$0



2023 Asset Management

Transit Asset Management (TAM) Tier	Tier II	TAM Sponsor NTD ID	7R02
--	---------	---------------------------	------

Metrics

Mode	Average Fleet Age in Years
Demand Response	6.0