

2023 Annual Agency Profile - Sac and Fox Nation of Missouri (NTD ID 70273)

Mailing Address: 305 N MAIN ST
HIAWATHA, KS

Website: <https://www.sacandfoxks.com>

Geographic Coverage

Primary Urbanized/Rural Area Kansas Non-UZA

Other Areas Served:

Missouri Non-UZA, Missouri Non-UZA, Nebraska Non-UZA, Missouri Non-UZA

Assets

Revenue Vehicles 3

Service Vehicles

Facilities

Service Consumed

Annual Unlinked Trips (UPT) 656

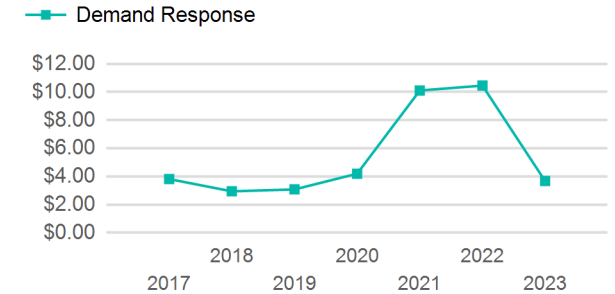
Service Supplied

Annual Vehicle Revenue Miles (VRM) 23,529

Annual Vehicle Revenue Hours (VRH) 763

Vehicles Operated in Maximum Service (VOMS) 3

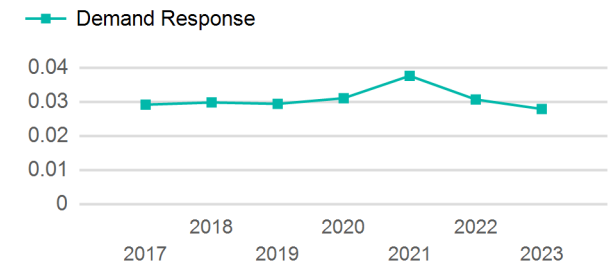
Operating Expenses per Vehicle Revenue Mile



Modal Characteristics

Mode	Annual Unlinked Passenger Trips	Directly Operated VOMS	Purchased Transportation VOMS	Annual Vehicle Revenue Miles	Annual Vehicle Revenue Hours
Demand Response	656	3	0	23,529	763
Total	656	3	0	23,529	763

Unlinked Passenger Trip per Vehicle Revenue Mile



Metrics

Service Efficiency

Service Effectiveness

Mode	OE per VRM	OE per VRH	UPT per VRM	UPT per VRH	OE per UPT
Demand Response	\$3.68	\$113.35	0.0	0.9	\$131.84
Total	\$3.68	\$113.35	0.0	0.9	\$131.84

2023 Annual Agency Profile - Sac and Fox Nation of Missouri (NTD ID 70273)

2023 Funding Breakdown

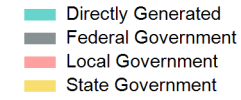
Summary of Operating Expenses (OE)

Mode	Operating Expenses	Fare Revenues
Demand Response	\$86,488	\$0
Total	\$86,488	\$0

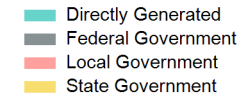
Sources of Operating Funds Expended

Directly Generated	\$4,450
Federal Government	\$82,038
Local Government	\$0
State Government	\$0
Total Operating Funds Expended	\$86,488

Operating Funding Sources



Capital Funding Sources



Sources of Capital Funds Expended

Directly Generated	\$0
Federal Government	\$45,744
Local Government	\$0
State Government	\$0
Total Capital Funds Expended	\$45,744

2023 Asset Management

Transit Asset Management (TAM) Tier Tier II

TAM Sponsor NTD ID

Metrics

Mode	Average Fleet Age in Years
Demand Response	5.0