

2023 Annual Agency Profile - Ponca Tribe of Nebraska (NTD ID 77063)

Mailing Address: 2523 WOODBINE ST
NIOBRARA, NE

Website: <https://www.poncatribene.org/services/ponca-express/>

Geographic Coverage

Primary Urbanized/Rural Area Nebraska Non-UZA
Other Areas Served: Lincoln, NE, Sioux City, IA--NE--SD, Omaha, NE--IA

Assets

Revenue Vehicles 24
Service Vehicles
Facilities 2

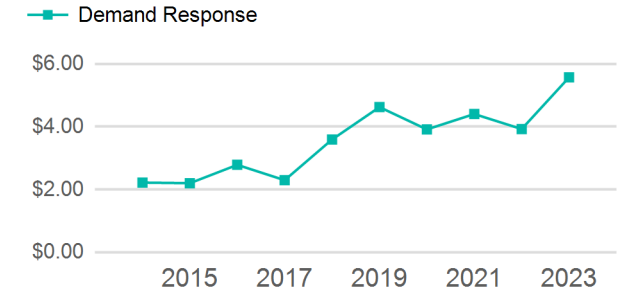
Service Consumed

Annual Unlinked Trips (UPT) 17,388

Service Supplied

Annual Vehicle Revenue Miles (VRM) 338,930
Annual Vehicle Revenue Hours (VRH) 11,643
Vehicles Operated in Maximum Service (VOMS) 16

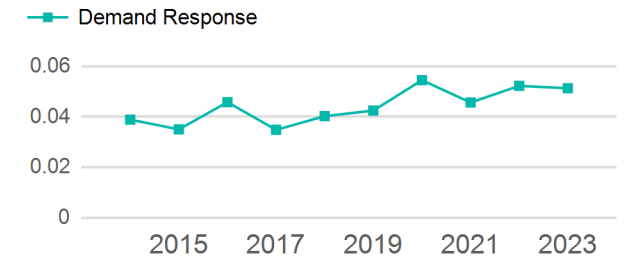
Operating Expenses per Vehicle Revenue Mile



Modal Characteristics

Mode	Annual Unlinked Passenger Trips	Directly Operated VOMS	Purchased Transportation VOMS	Annual Vehicle Revenue Miles	Annual Vehicle Revenue Hours
Demand Response	17,388	16	0	338,930	11,643
Total	17,388	16	0	338,930	11,643

Unlinked Passenger Trip per Vehicle Revenue Mile



Metrics

Service Efficiency

Service Effectiveness

Mode	OE per VRM	OE per VRH	UPT per VRM	UPT per VRH	OE per UPT
Demand Response	\$5.57	\$162.18	0.1	1.5	\$108.59
Total	\$5.57	\$162.18	0.1	1.5	\$108.59

2023 Annual Agency Profile - Ponca Tribe of Nebraska (NTD ID 77063)

2023 Funding Breakdown

Summary of Operating Expenses (OE)

Mode	Operating Expenses	Fare Revenues
Demand Response	\$1,888,213	\$0
Total	\$1,888,213	\$0

Sources of Operating Funds Expended

Directly Generated	\$12,002
Federal Government	\$1,876,211
Local Government	\$0
State Government	\$0
Total Operating Funds Expended	\$1,888,213

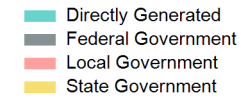
Operating Funding Sources



Capital Funding Sources

Sources of Capital Funds Expended

Directly Generated	\$0
Federal Government	\$0
Local Government	\$0
State Government	\$0
Total Capital Funds Expended	\$0



2023 Asset Management

Transit Asset Management (TAM) Tier	Tier II	TAM Sponsor NTD ID	7R04
--	---------	---------------------------	------

Metrics

Mode	Average Fleet Age in Years
Demand Response	5.3