

2023 Annual Agency Profile - Santee Sioux Nation (NTD ID 77069)

Mailing Address: 425 FRAZIER AVE N STE 2
NIOBRARA, NE

Website:

Geographic Coverage

Primary Urbanized/Rural Area Nebraska Non-UZA
Other Areas Served:

Assets

Revenue Vehicles 2
Service Vehicles
Facilities

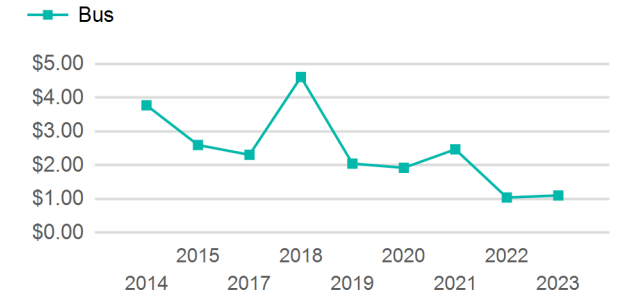
Service Consumed

Annual Unlinked Trips (UPT) 2,110

Service Supplied

Annual Vehicle Revenue Miles (VRM) 71,700
Annual Vehicle Revenue Hours (VRH) 1,896
Vehicles Operated in Maximum Service (VOMS) 1

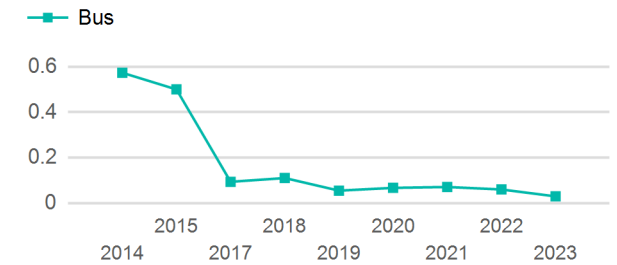
Operating Expenses per Vehicle Revenue Mile



Modal Characteristics

Mode	Annual Unlinked Passenger Trips	Directly Operated VOMS	Purchased Transportation VOMS	Annual Vehicle Revenue Miles	Annual Vehicle Revenue Hours
Bus	2,110	1	0	71,700	1,896
Total	2,110	1	0	71,700	1,896

Unlinked Passenger Trip per Vehicle Revenue Mile



Metrics

Service Efficiency

Service Effectiveness

Mode	OE per VRM	OE per VRH	UPT per VRM	UPT per VRH	OE per UPT
Bus	\$1.10	\$41.76	0.0	1.1	\$37.52
Total	\$1.10	\$41.76	0.0	1.1	\$37.52

2023 Annual Agency Profile - Santee Sioux Nation (NTD ID 77069)

2023 Funding Breakdown

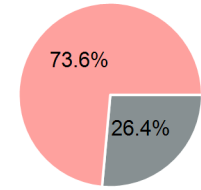
Summary of Operating Expenses (OE)

Mode	Operating Expenses	Fare Revenues
Bus	\$79,177	\$0
Total	\$79,177	\$0

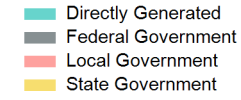
Sources of Operating Funds Expended

Directly Generated	\$0
Federal Government	\$20,937
Local Government	\$58,240
State Government	\$0
Total Operating Funds Expended	\$79,177

Operating Funding Sources



Capital Funding Sources



Sources of Capital Funds Expended

Directly Generated	\$0
Federal Government	\$0
Local Government	\$0
State Government	\$0
Total Capital Funds Expended	\$0

2023 Asset Management

Transit Asset Management (TAM) Tier	Tier II	TAM Sponsor NTD ID	7R04
--	---------	---------------------------	------

Metrics

Mode	Average Fleet Age in Years
Bus	6.0