

2023 Annual Agency Profile - Prairie Band Potawatomi Nation (NTD ID 77075)

Mailing Address: 16281 Q RD
MAYETTA, KS

Website: <http://www.pbpindiantribe.com/transit.aspx/>

Geographic Coverage

Primary Urbanized/Rural Area Kansas Non-UZA

Other Areas Served:

Assets

Revenue Vehicles 7
Service Vehicles 1
Facilities

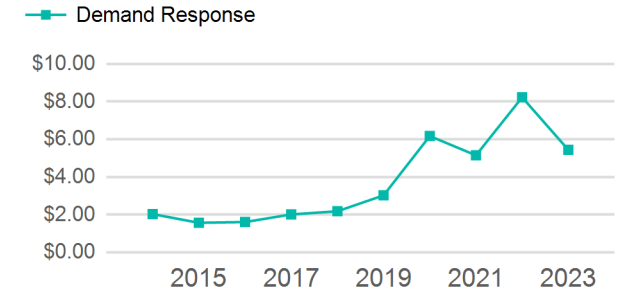
Service Consumed

Annual Unlinked Trips (UPT) 7,929

Service Supplied

Annual Vehicle Revenue Miles (VRM) 111,449
Annual Vehicle Revenue Hours (VRH) 2,974
Vehicles Operated in Maximum Service (VOMS) 7

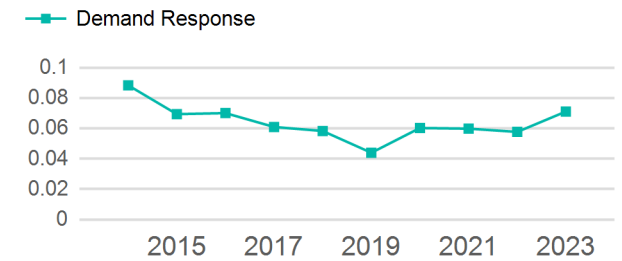
Operating Expenses per Vehicle Revenue Mile



Modal Characteristics

Mode	Annual Unlinked Passenger Trips	Directly Operated VOMS	Purchased Transportation VOMS	Annual Vehicle Revenue Miles	Annual Vehicle Revenue Hours
Demand Response	7,929	7	0	111,449	2,974
Total	7,929	7	0	111,449	2,974

Unlinked Passenger Trip per Vehicle Revenue Mile



Metrics

Service Efficiency

Service Effectiveness

Mode	OE per VRM	OE per VRH	UPT per VRM	UPT per VRH	OE per UPT
Demand Response	\$5.44	\$203.96	0.1	2.7	\$76.50
Total	\$5.44	\$203.96	0.1	2.7	\$76.50

2023 Annual Agency Profile - Prairie Band Potawatomi Nation (NTD ID 77075)

2023 Funding Breakdown

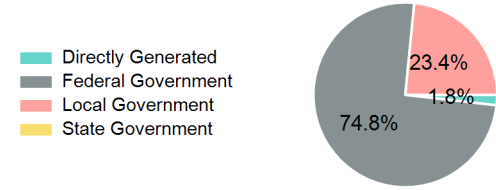
Summary of Operating Expenses (OE)

Mode	Operating Expenses	Fare Revenues
Demand Response	\$606,582	\$0
Total	\$606,582	\$0

Sources of Operating Funds Expended

Directly Generated	\$10,928
Federal Government	\$453,512
Local Government	\$142,142
State Government	\$0
Total Operating Funds Expended	\$606,582

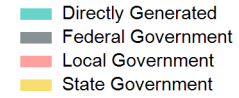
Operating Funding Sources



Capital Funding Sources

Sources of Capital Funds Expended

Directly Generated	\$0
Federal Government	\$0
Local Government	\$0
State Government	\$0
Total Capital Funds Expended	\$0



2023 Asset Management

Transit Asset Management (TAM) Tier Tier II **TAM Sponsor NTD ID** 7R02

Metrics

Mode	Average Fleet Age in Years
Demand Response	5.9