

2023 Annual Agency Profile - Garden County (NTD ID 77078)

Mailing Address: 611 MAIN ST
OSHKOSH, NE

Website: <https://www.facebook.com/gctransit77/>

Service Consumed

Annual Unlinked Trips (UPT) 4,363

Service Supplied

Annual Vehicle Revenue Miles (VRM) 98,860

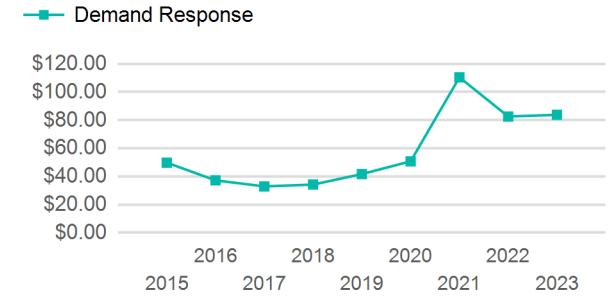
Annual Vehicle Revenue Hours (VRH) 4,235

Vehicles Operated in Maximum Service (VOMS) 4

Assets

Revenue Vehicles 4
Service Vehicles
Facilities 1

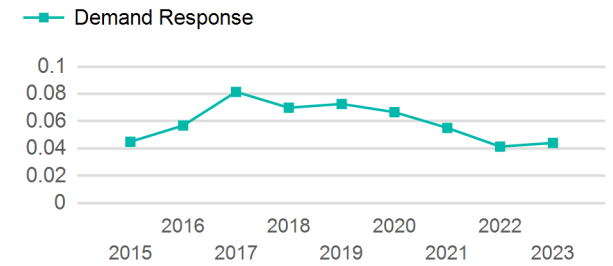
Operating Expenses per Vehicle Revenue Mile



Modal Characteristics

Mode	Annual Unlinked Passenger Trips	Directly Operated VOMS	Purchased Transportation VOMS	Annual Vehicle Revenue Miles	Annual Vehicle Revenue Hours
Demand Response	4,363	4	0	98,860	4,235
Total	4,363	4	0	98,860	4,235

Unlinked Passenger Trip per Vehicle Revenue Mile



Mode	Service Efficiency		Service Effectiveness		
	OE per VRM	OE per VRH	UPT per VRM	UPT per VRH	OE per UPT
Demand Response	\$3.70	\$86.35	0.0	1.0	\$83.82
Total	\$3.70	\$86.35	0.0	1.0	\$83.82

2023 Annual Agency Profile - Garden County (NTD ID 77078)

2023 Funding Breakdown


Summary of Operating Expenses (OE)

Mode	Operating Expenses	Fare Revenues
Demand Response	\$365,712	\$0
Total	\$365,712	\$0

Sources of Operating Funds Expended

Directly Generated	\$77,123
Federal Government	\$235,261
Local Government	\$0
State Government	\$53,328
Total Operating Funds Expended	\$365,712

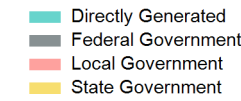
Operating Funding Sources



Capital Funding Sources

Sources of Capital Funds Expended

Directly Generated	\$0
Federal Government	\$0
Local Government	\$0
State Government	\$0
Total Capital Funds Expended	\$0



2023 Asset Management

Transit Asset Management (TAM) Tier	Tier II	TAM Sponsor NTD ID	7R04
--	---------	---------------------------	------

Metrics

Mode	Average Fleet Age in Years
Demand Response	5.8