

2023 Annual Agency Profile - Northeast Kansas Area Agency on Aging (NTD ID 77079)

Mailing Address: 1803 OREGON ST
HIAWATHA, KS

Website: <https://nekaaa.org/transportation/>

Service Consumed

Annual Unlinked Trips (UPT) 7,862

Service Supplied

Annual Vehicle Revenue Miles (VRM) 106,495

Annual Vehicle Revenue Hours (VRH) 6,254

Vehicles Operated in Maximum Service (VOMS) 5

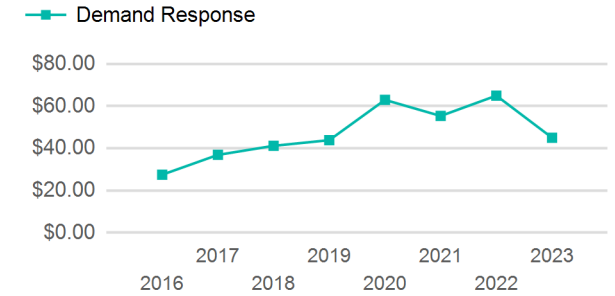
Assets

Revenue Vehicles 5

Service Vehicles

Facilities

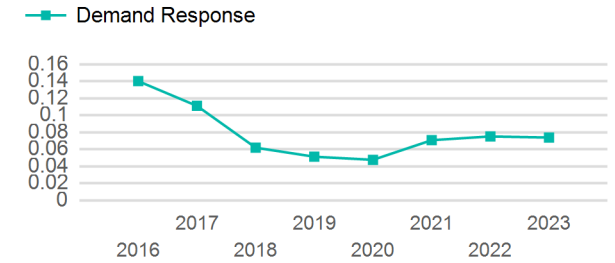
Operating Expenses per Vehicle Revenue Mile



Modal Characteristics

Mode	Annual Unlinked Passenger Trips	Directly Operated VOMS	Purchased Transportation VOMS	Annual Vehicle Revenue Miles	Annual Vehicle Revenue Hours
Demand Response	7,862	5	0	106,495	6,254
Total	7,862	5	0	106,495	6,254

Unlinked Passenger Trip per Vehicle Revenue Mile



Metrics

Mode	Service Efficiency		Service Effectiveness		
	OE per VRM	OE per VRH	UPT per VRM	UPT per VRH	OE per UPT
Demand Response	\$3.32	\$56.59	0.1	1.3	\$45.02
Total	\$3.32	\$56.59	0.1	1.3	\$45.02

2023 Annual Agency Profile - Northeast Kansas Area Agency on Aging (NTD ID 77079)

2023 Funding Breakdown

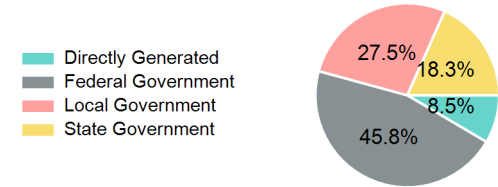
Summary of Operating Expenses (OE)

Mode	Operating Expenses	Fare Revenues
Demand Response	\$353,923	\$0
Total	\$353,923	\$0

Sources of Operating Funds Expended

Directly Generated	\$29,955
Federal Government	\$161,984
Local Government	\$97,190
State Government	\$64,794
Total Operating Funds Expended	\$353,923

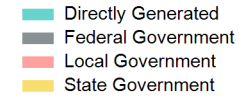
Operating Funding Sources



Capital Funding Sources

Sources of Capital Funds Expended

Directly Generated	\$0
Federal Government	\$0
Local Government	\$0
State Government	\$0
Total Capital Funds Expended	\$0



2023 Asset Management

Transit Asset Management (TAM) Tier	Tier II	TAM Sponsor NTD ID	7R02
--	---------	---------------------------	------

Metrics

Mode	Average Fleet Age in Years
Demand Response	6.6