

2023 Annual Agency Profile - Cheyenne County (NTD ID 77082)

Mailing Address: 212 E WASHINGTON
ST FRANCIS, KS

Website: <https://cncoks.us/rides/>

Service Consumed

Annual Unlinked Trips (UPT) 3,385

Service Supplied

Annual Vehicle Revenue Miles (VRM) 7,518

Annual Vehicle Revenue Hours (VRH) 468

Vehicles Operated in Maximum Service (VOMS) 1

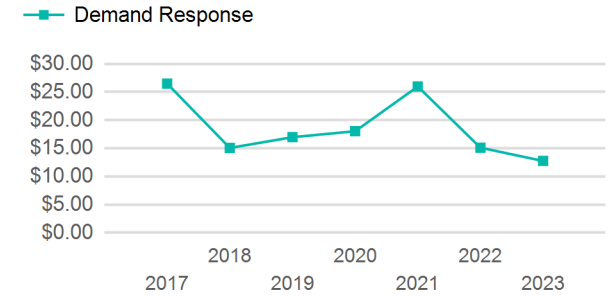
Assets

Revenue Vehicles 1

Service Vehicles

Facilities

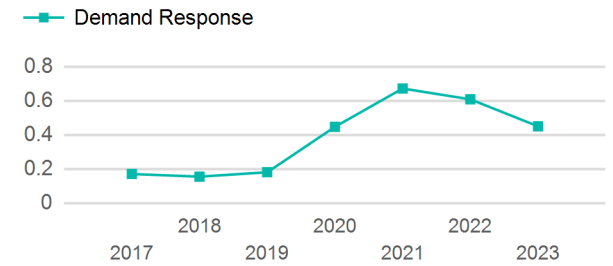
Operating Expenses per Vehicle Revenue Mile



Modal Characteristics

Mode	Annual Unlinked Passenger Trips	Directly Operated VOMS	Purchased Transportation VOMS	Annual Vehicle Revenue Miles	Annual Vehicle Revenue Hours
Demand Response	3,385	1	0	7,518	468
Total	3,385	1	0	7,518	468

Unlinked Passenger Trip per Vehicle Revenue Mile



Mode	Service Efficiency		Service Effectiveness		
	OE per VRM	OE per VRH	UPT per VRM	UPT per VRH	OE per UPT
Demand Response	\$5.74	\$92.27	0.5	7.2	\$12.76
Total	\$5.74	\$92.27	0.5	7.2	\$12.76

2023 Annual Agency Profile - Cheyenne County (NTD ID 77082)

2023 Funding Breakdown

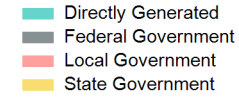
Summary of Operating Expenses (OE)

Mode	Operating Expenses	Fare Revenues
Demand Response	\$43,181	\$0
Total	\$43,181	\$0

Sources of Operating Funds Expended

Directly Generated	\$440
Federal Government	\$19,846
Local Government	\$14,956
State Government	\$7,939
Total Operating Funds Expended	\$43,181

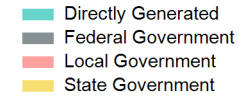
Operating Funding Sources



Capital Funding Sources

Sources of Capital Funds Expended

Directly Generated	\$0
Federal Government	\$0
Local Government	\$0
State Government	\$0
Total Capital Funds Expended	\$0



2023 Asset Management

Transit Asset Management (TAM) Tier	Tier II	TAM Sponsor NTD ID	7R02
--	---------	---------------------------	------

Metrics

Mode	Average Fleet Age in Years
Demand Response	6.0