

2023 Annual Agency Profile - Nance Trans (NTD ID 77085)

Mailing Address: 330 BROADWAY ST
FULLERTON, NE

Website: <https://www.ne211.org/search/?id=40606864>

Service Consumed

Annual Unlinked Trips (UPT) 1,993

Service Supplied

Annual Vehicle Revenue Miles (VRM) 54,716

Annual Vehicle Revenue Hours (VRH) 1,189

Vehicles Operated in Maximum Service (VOMS) 3

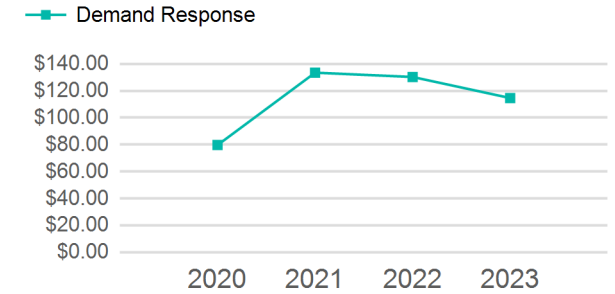
Assets

Revenue Vehicles 4

Service Vehicles

Facilities

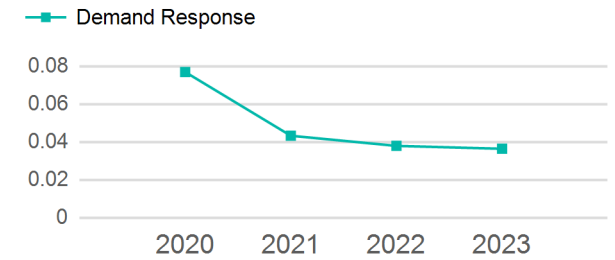
Operating Expenses per Vehicle Revenue Mile



Modal Characteristics

Mode	Annual Unlinked Passenger Trips	Directly Operated VOMS	Purchased Transportation VOMS	Annual Vehicle Revenue Miles	Annual Vehicle Revenue Hours
Demand Response	1,993	3	0	54,716	1,189
Total	1,993	3	0	54,716	1,189

Unlinked Passenger Trip per Vehicle Revenue Mile



Metrics

Service Efficiency

Service Effectiveness

Mode	OE per VRM	OE per VRH	UPT per VRM	UPT per VRH	OE per UPT
Demand Response	\$4.18	\$192.15	0.0	1.7	\$114.63
Total	\$4.18	\$192.15	0.0	1.7	\$114.63

2023 Annual Agency Profile - Nance Trans (NTD ID 77085)

2023 Funding Breakdown

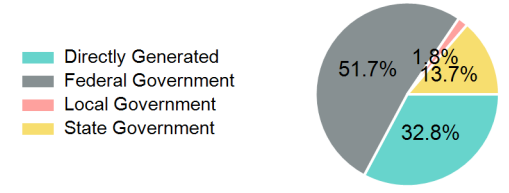
Summary of Operating Expenses (OE)

Mode	Operating Expenses	Fare Revenues
Demand Response	\$228,463	\$0
Total	\$228,463	\$0

Sources of Operating Funds Expended

Directly Generated	\$74,924
Federal Government	\$118,157
Local Government	\$4,125
State Government	\$31,257
Total Operating Funds Expended	\$228,463

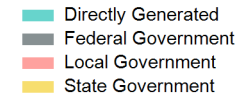
Operating Funding Sources



Capital Funding Sources

Sources of Capital Funds Expended

Directly Generated	\$0
Federal Government	\$0
Local Government	\$0
State Government	\$0
Total Capital Funds Expended	\$0



2023 Asset Management

Transit Asset Management (TAM) Tier	Tier II	TAM Sponsor NTD ID	7R04
--	---------	---------------------------	------

Metrics

Mode	Average Fleet Age in Years
Demand Response	6.3