

2023 Annual Agency Profile - Benton County (NTD ID 77090)

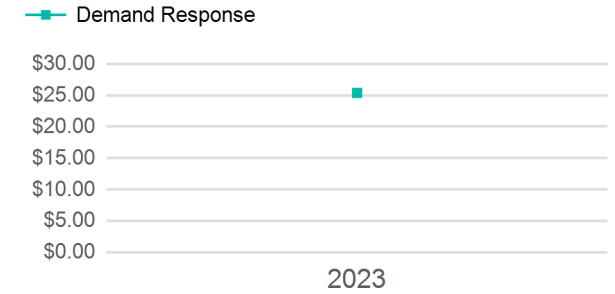
Mailing Address: 111 E 4TH STREET
VINTON, IA

Website: <https://www.bentoncountya.gov/transportation/>

Service Consumed

Annual Unlinked Trips (UPT) 17,400

Operating Expenses per Vehicle Revenue Mile



Assets

Revenue Vehicles 12
Service Vehicles
Facilities

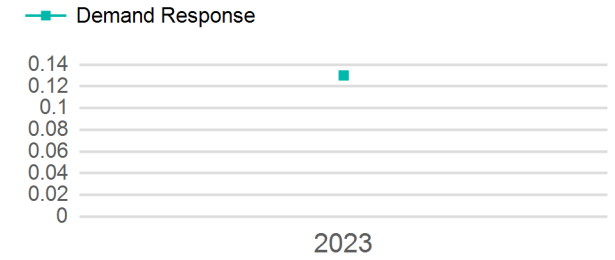
Service Supplied

Annual Vehicle Revenue Miles (VRM) 133,691
Annual Vehicle Revenue Hours (VRH) 7,704
Vehicles Operated in Maximum Service (VOMS) 10

Modal Characteristics

Mode	Annual Unlinked Passenger Trips	Directly Operated VOMS	Purchased Transportation VOMS	Annual Vehicle Revenue Miles	Annual Vehicle Revenue Hours
Demand Response	17,400	10	0	133,691	7,704
Total	17,400	10	0	133,691	7,704

Unlinked Passenger Trip per Vehicle Revenue Mile



Metrics

Mode	Service Efficiency		Service Effectiveness		
	OE per VRM	OE per VRH	UPT per VRM	UPT per VRH	OE per UPT
Demand Response	\$3.30	\$57.29	0.1	2.3	\$25.37
Total	\$3.30	\$57.29	0.1	2.3	\$25.37

2023 Annual Agency Profile - Benton County (NTD ID 77090)

2023 Funding Breakdown

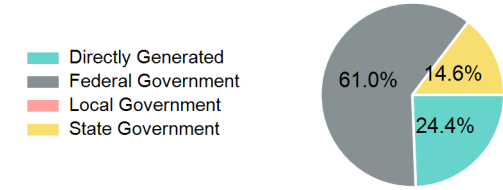
Summary of Operating Expenses (OE)

Mode	Operating Expenses	Fare Revenues
Demand Response	\$441,380	\$0
Total	\$441,380	\$0

Sources of Operating Funds Expended

Directly Generated	\$107,710
Federal Government	\$269,436
Local Government	\$0
State Government	\$64,234
Total Operating Funds Expended	\$441,380

Operating Funding Sources



Capital Funding Sources

Sources of Capital Funds Expended

Directly Generated	\$0
Federal Government	\$0
Local Government	\$0
State Government	\$0
Total Capital Funds Expended	\$0



2023 Asset Management

Transit Asset Management (TAM) Tier	Tier II	TAM Sponsor NTD ID	7R01
--	---------	---------------------------	------

Metrics

Mode	Average Fleet Age in Years
Demand Response	5.4