

2023 Annual Agency Profile - Washington County (NTD ID 77091)

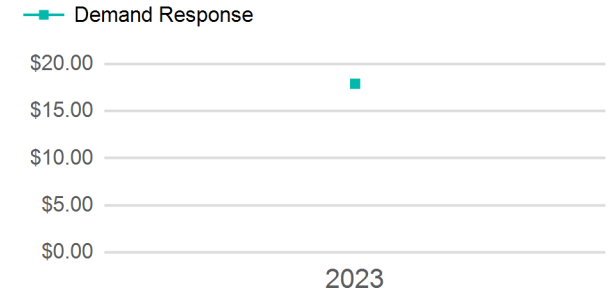
Mailing Address: 222 W MAIN ST
Washington, IA

Website: <https://washingtoncountyminibus.squarespace.com/>

Service Consumed

Annual Unlinked Trips (UPT) 46,678

Operating Expenses per Vehicle Revenue Mile



Assets

Revenue Vehicles 23
Service Vehicles
Facilities

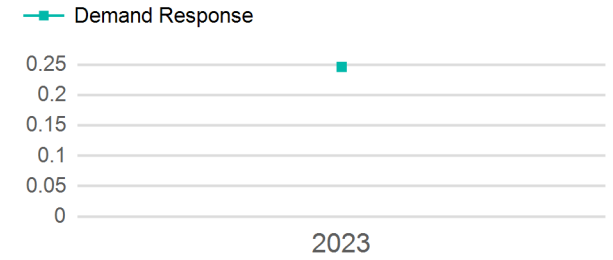
Service Supplied

Annual Vehicle Revenue Miles (VRM) 189,367
Annual Vehicle Revenue Hours (VRH) 21,081
Vehicles Operated in Maximum Service (VOMS) 13

Modal Characteristics

Mode	Annual Unlinked Passenger Trips	Directly Operated VOMS	Purchased Transportation VOMS	Annual Vehicle Revenue Miles	Annual Vehicle Revenue Hours
Demand Response	46,678	13	0	189,367	21,081
Total	46,678	13	0	189,367	21,081

Unlinked Passenger Trip per Vehicle Revenue Mile



Metrics

Mode	Service Efficiency		Service Effectiveness		
	OE per VRM	OE per VRH	UPT per VRM	UPT per VRH	OE per UPT
Demand Response	\$4.41	\$39.60	0.2	2.2	\$17.88
Total	\$4.41	\$39.60	0.2	2.2	\$17.88

2023 Annual Agency Profile - Washington County (NTD ID 77091)

2023 Funding Breakdown

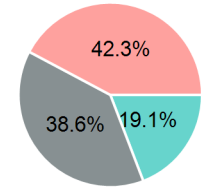
Summary of Operating Expenses (OE)

Mode	Operating Expenses	Fare Revenues
Demand Response	\$834,810	\$0
Total	\$834,810	\$0

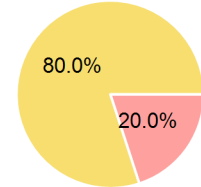
Sources of Operating Funds Expended

Directly Generated	\$159,831
Federal Government	\$322,133
Local Government	\$352,846
State Government	\$0
Total Operating Funds Expended	\$834,810

Operating Funding Sources



Capital Funding Sources



Sources of Capital Funds Expended

Directly Generated	\$0
Federal Government	\$0
Local Government	\$8,501
State Government	\$34,004
Total Capital Funds Expended	\$42,505

2023 Asset Management

Transit Asset Management (TAM) Tier	Tier II	TAM Sponsor NTD ID	7R01
--	---------	---------------------------	------

Metrics

Mode	Average Fleet Age in Years
Demand Response	5.1