

2023 Annual Agency Profile - Iowa County (NTD ID 77092)

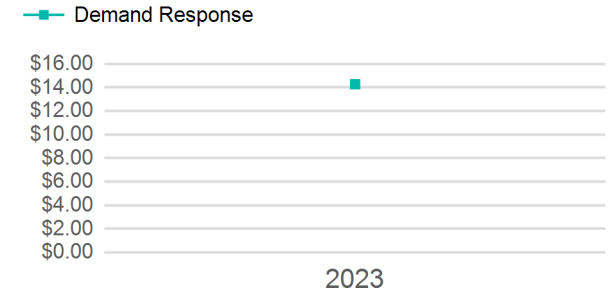
Mailing Address: 901 COURT AVE STE 1
MARENGO, IA

Website: <https://iowacounty.iowa.gov/transportation/>

Service Consumed

Annual Unlinked Trips (UPT) 39,003

Operating Expenses per Vehicle Revenue Mile



Assets

Revenue Vehicles 10
Service Vehicles
Facilities

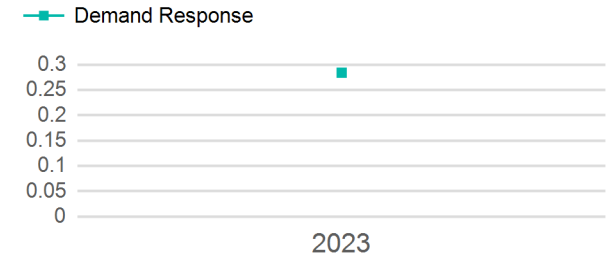
Service Supplied

Annual Vehicle Revenue Miles (VRM) 137,245
Annual Vehicle Revenue Hours (VRH) 6,633
Vehicles Operated in Maximum Service (VOMS) 7

Modal Characteristics

Mode	Annual Unlinked Passenger Trips	Directly Operated VOMS	Purchased Transportation VOMS	Annual Vehicle Revenue Miles	Annual Vehicle Revenue Hours
Demand Response	39,003	7	0	137,245	6,633
Total	39,003	7	0	137,245	6,633

Unlinked Passenger Trip per Vehicle Revenue Mile



Mode	Service Efficiency		Service Effectiveness		
	OE per VRM	OE per VRH	UPT per VRM	UPT per VRH	OE per UPT
Demand Response	\$4.05	\$83.89	0.3	5.9	\$14.27
Total	\$4.05	\$83.89	0.3	5.9	\$14.27

2023 Annual Agency Profile - Iowa County (NTD ID 77092)

2023 Funding Breakdown

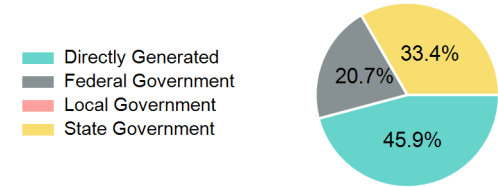
Summary of Operating Expenses (OE)

Mode	Operating Expenses	Fare Revenues
Demand Response	\$556,453	\$0
Total	\$556,453	\$0

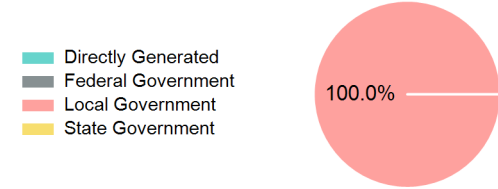
Sources of Operating Funds Expended

Directly Generated	\$255,307
Federal Government	\$115,437
Local Government	\$0
State Government	\$185,709
Total Operating Funds Expended	\$556,453

Operating Funding Sources



Capital Funding Sources



Sources of Capital Funds Expended

Directly Generated	\$0
Federal Government	\$0
Local Government	\$21,074
State Government	\$0
Total Capital Funds Expended	\$21,074

2023 Asset Management

Transit Asset Management (TAM) Tier	Tier II	TAM Sponsor NTD ID	7R01
--	---------	---------------------------	------

Metrics

Mode	Average Fleet Age in Years
Demand Response	4.7