

# 2023 Annual Agency Profile - City of Casper (NTD ID 80013)

Mailing Address: 200 N DAVID ST  
CASPER, WY

Website: www.casperareatransit.org

## Geographic Coverage

Primary Urbanized/Rural Area: Casper, WY  
 Service Area Population: 57,561  
 Service Area Sq. Miles: 27  
 Other Areas Served:

## Assets

Revenue Vehicles: 24  
 Service Vehicles  
 Facilities

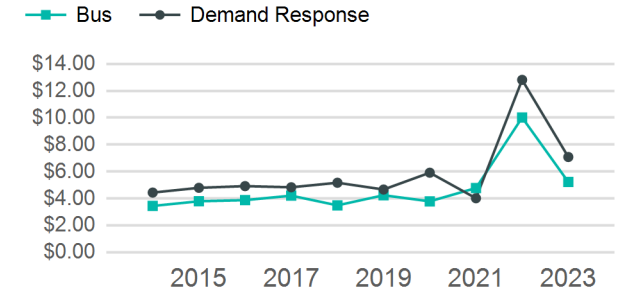
## Service Consumed

Annual Unlinked Trips (UPT): 156,923

## Service Supplied

Annual Vehicle Revenue Miles (VRM): 392,409  
 Annual Vehicle Revenue Hours (VRH): 31,927  
 Vehicles Operated in Maximum Service (VOMS): 24

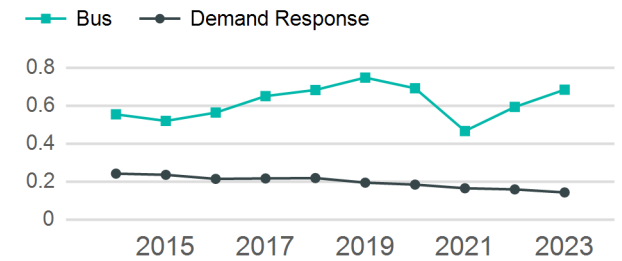
## Operating Expenses per Vehicle Revenue Mile



## Modal Characteristics

Mode	Annual Unlinked Passenger Trips	Directly Operated VOMS	Purchased Transportation VOMS	Annual Vehicle Revenue Miles	Annual Vehicle Revenue Hours
Bus	127,468	11	0	186,281	15,248
Demand Response	29,455	13	0	206,128	16,679
<b>Total</b>	<b>156,923</b>	<b>24</b>	<b>0</b>	<b>392,409</b>	<b>31,927</b>

## Unlinked Passenger Trip per Vehicle Revenue Mile



## Metrics

### Service Efficiency

### Service Effectiveness

Mode	OE per VRM	OE per VRH	UPT per VRM	UPT per VRH	OE per UPT
Bus	\$5.23	\$63.91	0.7	8.4	\$7.64
Demand Response	\$7.09	\$87.60	0.1	1.8	\$49.61
<b>Total</b>	<b>\$6.21</b>	<b>\$76.29</b>	<b>0.4</b>	<b>4.9</b>	<b>\$15.52</b>

# 2023 Annual Agency Profile - City of Casper (NTD ID 80013)

## 2023 Funding Breakdown

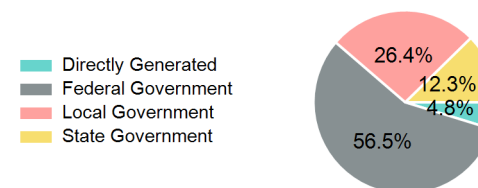
### Summary of Operating Expenses (OE)

Mode	Operating Expenses	Fare Revenues
Bus	\$974,469	\$0
Demand Response	\$1,461,134	\$0
<b>Total</b>	<b>\$2,435,603</b>	<b>\$0</b>

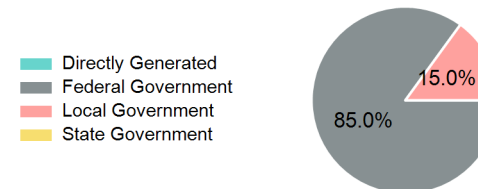
### Sources of Operating Funds Expended

Directly Generated	\$115,800
Federal Government	\$1,377,246
Local Government	\$642,557
State Government	\$300,000
<b>Total Operating Funds Expended</b>	<b>\$2,435,603</b>

### Operating Funding Sources



### Capital Funding Sources



### Sources of Capital Funds Expended

Directly Generated	\$0
Federal Government	\$453,743
Local Government	\$79,972
State Government	\$0
<b>Total Capital Funds Expended</b>	<b>\$533,715</b>

## 2023 Asset Management

Transit Asset Management (TAM) Tier: Tier II TAM Sponsor NTD ID: 8R05

### Metrics

Mode	Average Fleet Age in Years
Bus	6.9
Demand Response	5.9