

2023 Annual Agency Profile - City of Rapid City (NTD ID 80014)

Mailing Address: 300 6TH ST
RAPID CITY, SD

Website: <http://www.rapidride.org/>

Geographic Coverage

Primary Urbanized/Rural Area Rapid City, SD
Service Area Population 82,418
Service Area Sq. Miles 56
Other Areas Served:
 South Dakota Non-UZA

Assets

Revenue Vehicles 31
Service Vehicles 1
Facilities 2

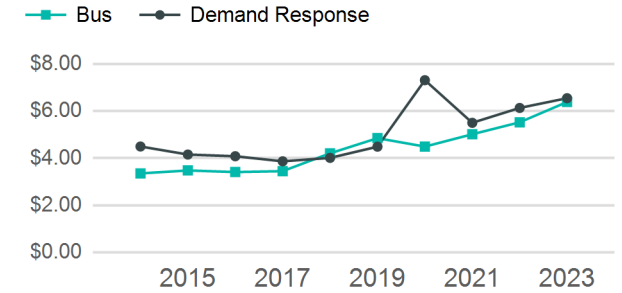
Service Consumed

Annual Unlinked Trips (UPT) 245,267

Service Supplied

Annual Vehicle Revenue Miles (VRM) 482,416
Annual Vehicle Revenue Hours (VRH) 37,592
Vehicles Operated in Maximum Service (VOMS) 18

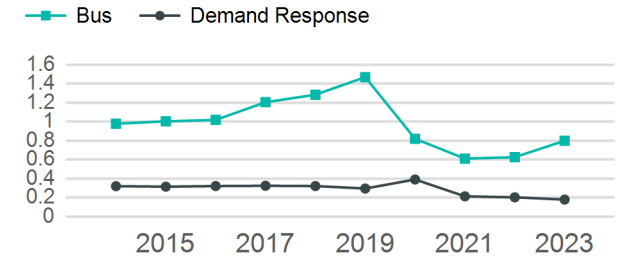
Operating Expenses per Vehicle Revenue Mile



Modal Characteristics

Mode	Annual Unlinked Passenger Trips	Directly Operated VOMS	Purchased Transportation VOMS	Annual Vehicle Revenue Miles	Annual Vehicle Revenue Hours
Bus	204,828	6	0	256,372	19,124
Demand Response	40,439	12	0	226,044	18,468
Total	245,267	18	0	482,416	37,592

Unlinked Passenger Trip per Vehicle Revenue Mile



Metrics

Service Efficiency

Service Effectiveness

Mode	OE per VRM	OE per VRH	UPT per VRM	UPT per VRH	OE per UPT
Bus	\$6.38	\$85.58	0.8	10.7	\$7.99
Demand Response	\$6.55	\$80.11	0.2	2.2	\$36.59
Total	\$6.46	\$82.89	0.5	6.5	\$12.70

2023 Annual Agency Profile - City of Rapid City (NTD ID 80014)

2023 Funding Breakdown

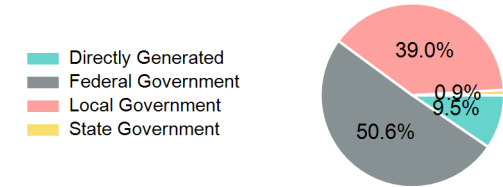
Summary of Operating Expenses (OE)

Mode	Operating Expenses	Fare Revenues
Bus	\$1,636,587	\$0
Demand Response	\$1,479,466	\$0
Total	\$3,116,053	\$0

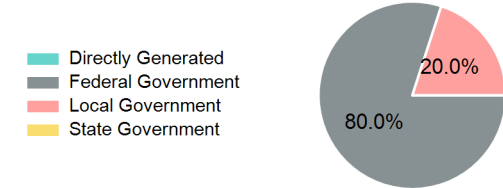
Sources of Operating Funds Expended

Directly Generated	\$296,332
Federal Government	\$1,576,197
Local Government	\$1,214,171
State Government	\$29,353
Total Operating Funds Expended	\$3,116,053

Operating Funding Sources



Capital Funding Sources



Sources of Capital Funds Expended

Directly Generated	\$0
Federal Government	\$27,683
Local Government	\$6,920
State Government	\$0
Total Capital Funds Expended	\$34,603

2023 Asset Management

Transit Asset Management (TAM) Tier: Tier II TAM Sponsor NTD ID: 8R04

Metrics

Mode	Average Fleet Age in Years
Bus	11.6
Demand Response	6.9