

2023 Annual Agency Profile - Shoshone and Arapaho Tribes (NTD ID 80015)

Mailing Address: 15 N FORK RD
FORT WASHAKIE, WY

Website:

Geographic Coverage

Primary Urbanized/Rural Area Wyoming Non-UZA
Other Areas Served:

Assets

Revenue Vehicles 5
Service Vehicles
Facilities 1

Service Consumed

Annual Unlinked Trips (UPT) 4,802

Service Supplied

Annual Vehicle Revenue Miles (VRM) 136,487
Annual Vehicle Revenue Hours (VRH) 3,502
Vehicles Operated in Maximum Service (VOMS) 5

Modal Characteristics

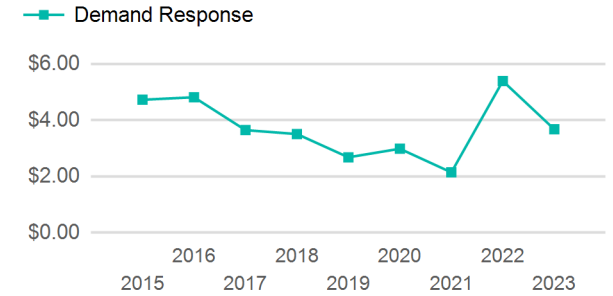
Mode	Annual Unlinked Passenger Trips	Directly Operated VOMS	Purchased Transportation VOMS	Annual Vehicle Revenue Miles	Annual Vehicle Revenue Hours
Demand Response	4,802	5	0	136,487	3,502
Total	4,802	5	0	136,487	3,502

Service Efficiency

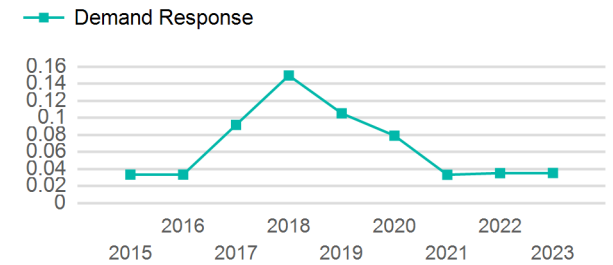
Service Effectiveness

Mode	OE per VRM	OE per VRH	UPT per VRM	UPT per VRH	OE per UPT
Demand Response	\$3.68	\$143.27	0.0	1.4	\$104.48
Total	\$3.68	\$143.27	0.0	1.4	\$104.48

Operating Expenses per Vehicle Revenue Mile



Unlinked Passenger Trip per Vehicle Revenue Mile



2023 Annual Agency Profile - Shoshone and Arapaho Tribes (NTD ID 80015)

2023 Funding Breakdown

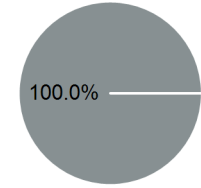
Summary of Operating Expenses (OE)

Mode	Operating Expenses	Fare Revenues
Demand Response	\$501,732	\$0
Total	\$501,732	\$0

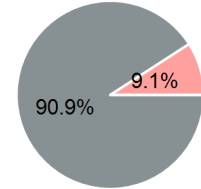
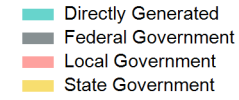
Sources of Operating Funds Expended

Directly Generated	\$0
Federal Government	\$501,732
Local Government	\$0
State Government	\$0
Total Operating Funds Expended	\$501,732

Operating Funding Sources



Capital Funding Sources



Sources of Capital Funds Expended

Directly Generated	\$0
Federal Government	\$234,778
Local Government	\$23,478
State Government	\$0
Total Capital Funds Expended	\$258,256

2023 Asset Management

Transit Asset Management (TAM) Tier Tier II

TAM Sponsor NTD ID

Metrics

Mode	Average Fleet Age in Years
Demand Response	4.0