

2023 Annual Agency Profile - The City of Cheyenne (NTD ID 80020)

Mailing Address: 2101 ONEIL AVE
Cheyenne, WY

Website: <http://www.cheyennecity.org/transit>

Geographic Coverage

Primary Urbanized/Rural Area Cheyenne, WY
Service Area Population 64,610
Service Area Sq. Miles 18
Other Areas Served:

Assets

Revenue Vehicles 19
Service Vehicles 1
Facilities 1

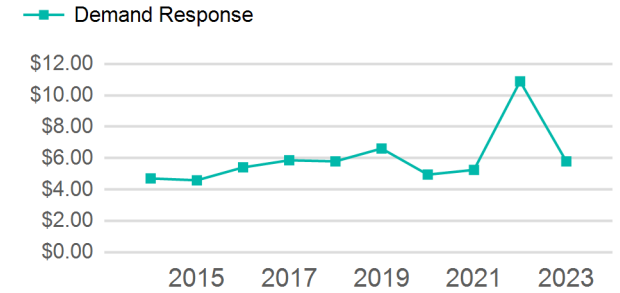
Service Consumed

Annual Unlinked Trips (UPT) 71,454

Service Supplied

Annual Vehicle Revenue Miles (VRM) 341,514
Annual Vehicle Revenue Hours (VRH) 21,220
Vehicles Operated in Maximum Service (VOMS) 12

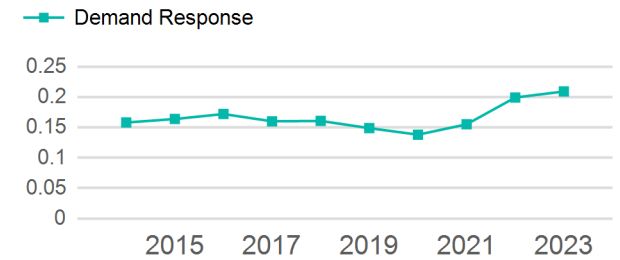
Operating Expenses per Vehicle Revenue Mile



Modal Characteristics

Mode	Annual Unlinked Passenger Trips	Directly Operated VOMS	Purchased Transportation VOMS	Annual Vehicle Revenue Miles	Annual Vehicle Revenue Hours
Demand Response	71,454	12	0	341,514	21,220
Total	71,454	12	0	341,514	21,220

Unlinked Passenger Trip per Vehicle Revenue Mile



Mode	Service Efficiency		Service Effectiveness		
	OE per VRM	OE per VRH	UPT per VRM	UPT per VRH	OE per UPT
Demand Response	\$5.80	\$93.28	0.2	3.4	\$27.70
Total	\$5.80	\$93.28	0.2	3.4	\$27.70

2023 Annual Agency Profile - The City of Cheyenne (NTD ID 80020)

2023 Funding Breakdown

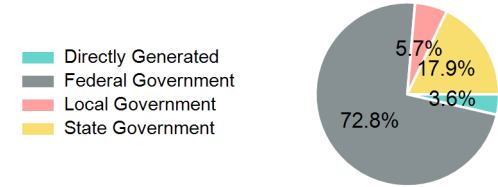
Summary of Operating Expenses (OE)

Mode	Operating Expenses	Fare Revenues
Demand Response	\$1,979,499	\$0
Total	\$1,979,499	\$0

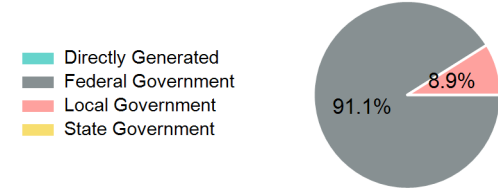
Sources of Operating Funds Expended

Directly Generated	\$71,094
Federal Government	\$1,440,384
Local Government	\$113,318
State Government	\$354,703
Total Operating Funds Expended	\$1,979,499

Operating Funding Sources



Capital Funding Sources



Sources of Capital Funds Expended

Directly Generated	\$0
Federal Government	\$240,654
Local Government	\$23,475
State Government	\$0
Total Capital Funds Expended	\$264,129

2023 Asset Management

Transit Asset Management (TAM) Tier	Tier II	TAM Sponsor NTD ID	8R05
--	---------	---------------------------	------

Metrics

Mode	Average Fleet Age in Years
Demand Response	7.6