

# 2023 Annual Agency Profile - Fargo Park District (NTD ID 80110)

**Mailing Address:** 701 MAIN AVE  
FARGO, ND

**Website:** <http://valleyseniorservices.org/>

## Geographic Coverage

**Primary Urbanized/Rural Area** Fargo, ND--MN  
**Service Area Population** 220,414  
**Service Area Sq. Miles** 7,243  
**Other Areas Served:**  
 North Dakota Non-UZA

## Assets

**Revenue Vehicles** 25  
**Service Vehicles**  
**Facilities** 1

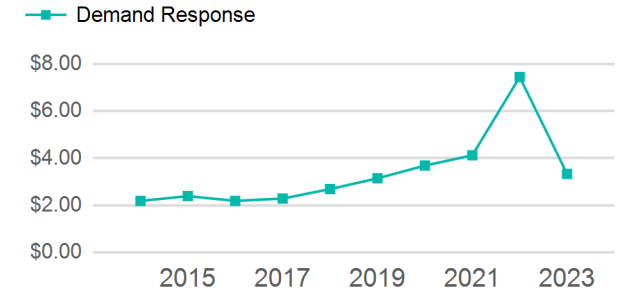
## Service Consumed

**Annual Unlinked Trips (UPT)** 40,148

## Service Supplied

**Annual Vehicle Revenue Miles (VRM)** 341,579  
**Annual Vehicle Revenue Hours (VRH)** 25,476  
**Vehicles Operated in Maximum Service (VOMS)** 22

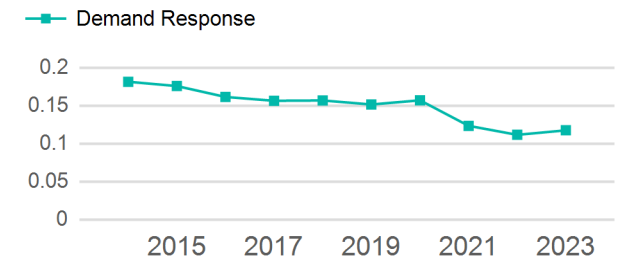
## Operating Expenses per Vehicle Revenue Mile



## Modal Characteristics

Mode	Annual Unlinked Passenger Trips	Directly Operated VOMS	Purchased Transportation VOMS	Annual Vehicle Revenue Miles	Annual Vehicle Revenue Hours
Demand Response	40,148	22	0	341,579	25,476
<b>Total</b>	<b>40,148</b>	<b>22</b>	<b>0</b>	<b>341,579</b>	<b>25,476</b>

## Unlinked Passenger Trip per Vehicle Revenue Mile



Mode	Service Efficiency		Service Effectiveness		
	OE per VRM	OE per VRH	UPT per VRM	UPT per VRH	OE per UPT
Demand Response	\$3.33	\$44.64	0.1	1.6	\$28.33
<b>Total</b>	<b>\$3.33</b>	<b>\$44.64</b>	<b>0.1</b>	<b>1.6</b>	<b>\$28.33</b>

# 2023 Annual Agency Profile - Fargo Park District (NTD ID 80110)

## 2023 Funding Breakdown

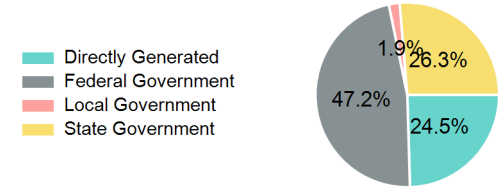
### Summary of Operating Expenses (OE)

Mode	Operating Expenses	Fare Revenues
Demand Response	\$1,137,275	\$0
<b>Total</b>	<b>\$1,137,275</b>	<b>\$0</b>

### Sources of Operating Funds Expended

Directly Generated	\$279,028
Federal Government	\$537,166
Local Government	\$21,691
State Government	\$299,390
<b>Total Operating Funds Expended</b>	<b>\$1,137,275</b>

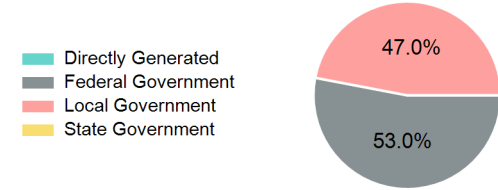
### Operating Funding Sources



### Sources of Capital Funds Expended

Directly Generated	\$0
Federal Government	\$100,045
Local Government	\$88,736
State Government	\$0
<b>Total Capital Funds Expended</b>	<b>\$188,781</b>

### Capital Funding Sources



## 2023 Asset Management

<b>Transit Asset Management (TAM) Tier</b>	Tier II	<b>TAM Sponsor NTD ID</b>	8R03
--	---------	---------------------------	------

### Metrics

Mode	Average Fleet Age in Years
Demand Response	4.6