

# 2023 Annual Agency Profile - SESDAC, Inc (NTD ID 80112)

**Mailing Address:** 1314 E CHERRY ST  
VERMILLION, SD

**Website:** <https://www.sesdac.org/services/vermillion-public-transit/>

## Service Consumed

Annual Unlinked Trips (UPT) 35,567

## Service Supplied

Annual Vehicle Revenue Miles (VRM) 38,116

Annual Vehicle Revenue Hours (VRH) 4,483

Vehicles Operated in Maximum Service (VOMS) 5

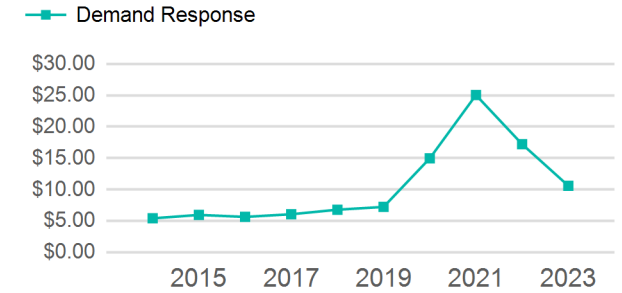
## Assets

Revenue Vehicles 7

Service Vehicles

Facilities 1

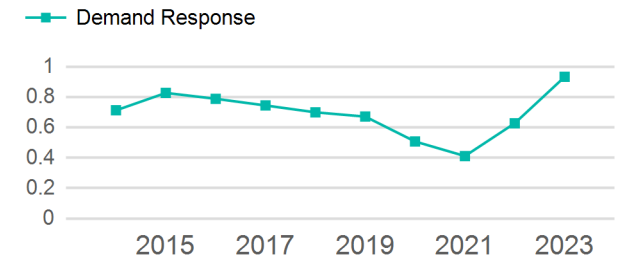
## Operating Expenses per Vehicle Revenue Mile



## Modal Characteristics

Mode	Annual Unlinked Passenger Trips	Directly Operated VOMS	Purchased Transportation VOMS	Annual Vehicle Revenue Miles	Annual Vehicle Revenue Hours
Demand Response	35,567	5	0	38,116	4,483
<b>Total</b>	<b>35,567</b>	<b>5</b>	<b>0</b>	<b>38,116</b>	<b>4,483</b>

## Unlinked Passenger Trip per Vehicle Revenue Mile



Mode	Service Efficiency		Service Effectiveness		
	OE per VRM	OE per VRH	UPT per VRM	UPT per VRH	OE per UPT
Demand Response	\$9.90	\$84.17	0.9	7.9	\$10.61
<b>Total</b>	<b>\$9.90</b>	<b>\$84.17</b>	<b>0.9</b>	<b>7.9</b>	<b>\$10.61</b>

# 2023 Annual Agency Profile - SESDAC, Inc (NTD ID 80112)

## 2023 Funding Breakdown

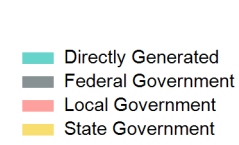
### Summary of Operating Expenses (OE)

Mode	Operating Expenses	Fare Revenues
Demand Response	\$377,328	\$0
<b>Total</b>	<b>\$377,328</b>	<b>\$0</b>

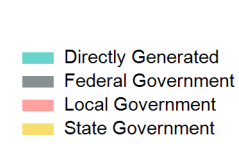
### Sources of Operating Funds Expended

Directly Generated	\$67,277
Federal Government	\$220,677
Local Government	\$11,123
State Government	\$78,251
<b>Total Operating Funds Expended</b>	<b>\$377,328</b>

### Operating Funding Sources



### Capital Funding Sources



### Sources of Capital Funds Expended

Directly Generated	\$0
Federal Government	\$40,628
Local Government	\$10,157
State Government	\$0
<b>Total Capital Funds Expended</b>	<b>\$50,785</b>

## 2023 Asset Management

<b>Transit Asset Management (TAM) Tier</b>	Tier II	<b>TAM Sponsor NTD ID</b>	8R04
--	---------	---------------------------	------

### Metrics

Mode	Average Fleet Age in Years
Demand Response	6.6