

2023 Annual Agency Profile - Wet Mountain Valley Rotary Community Service, Inc. (NTD ID 80118)

Mailing Address:

Westcliffe, CO

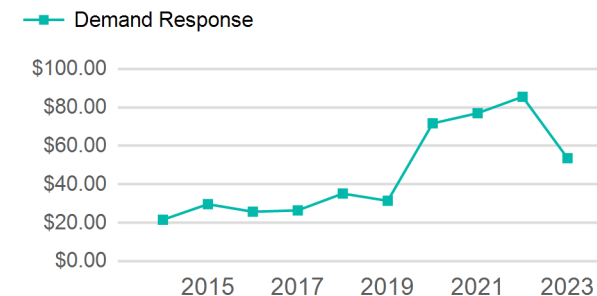
<https://www.wmvcf.org/nonprofit/wet-mountain-valley-rotary->

Website: community-service-inc

Service Consumed

Annual Unlinked Trips (UPT) 2,046

Operating Expenses per Vehicle Revenue Mile



Assets

Revenue Vehicles 5
 Service Vehicles
 Facilities

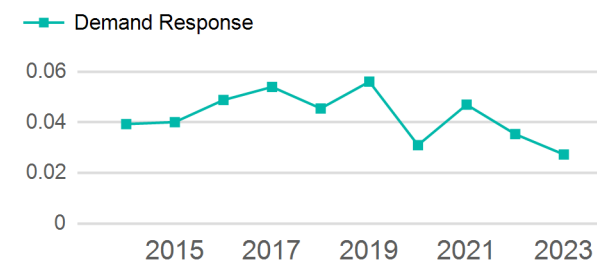
Service Supplied

Annual Vehicle Revenue Miles (VRM) 74,918
 Annual Vehicle Revenue Hours (VRH) 3,344
 Vehicles Operated in Maximum Service (VOMS) 5

Modal Characteristics

Mode	Annual Unlinked Passenger Trips	Directly Operated VOMS	Purchased Transportation VOMS	Annual Vehicle Revenue Miles	Annual Vehicle Revenue Hours
Demand Response	2,046	5	0	74,918	3,344
Total	2,046	5	0	74,918	3,344

Unlinked Passenger Trip per Vehicle Revenue Mile



Metrics

Service Efficiency

Service Effectiveness

Mode	OE per VRM	OE per VRH	UPT per VRM	UPT per VRH	OE per UPT
Demand Response	\$1.46	\$32.80	0.0	0.6	\$53.60
Total	\$1.46	\$32.80	0.0	0.6	\$53.60

2023 Annual Agency Profile - Wet Mountain Valley Rotary Community Service, Inc. (NTD ID 80118)

2023 Funding Breakdown

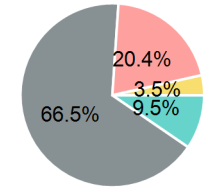
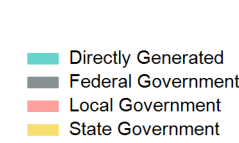
Summary of Operating Expenses (OE)

Mode	Operating Expenses	Fare Revenues
Demand Response	\$109,672	\$0
Total	\$109,672	\$0

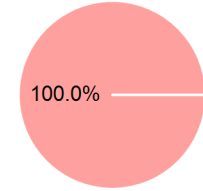
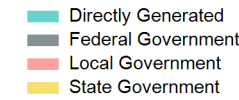
Sources of Operating Funds Expended

Directly Generated	\$10,457
Federal Government	\$72,970
Local Government	\$22,385
State Government	\$3,860
Total Operating Funds Expended	\$109,672

Operating Funding Sources



Capital Funding Sources



Sources of Capital Funds Expended

Directly Generated	\$0
Federal Government	\$0
Local Government	\$29,525
State Government	\$0
Total Capital Funds Expended	\$29,525

2023 Asset Management

Transit Asset Management (TAM) Tier Tier II

TAM Sponsor NTD ID 8R01

Metrics

Mode	Average Fleet Age in Years
Demand Response	4.8