

2023 Annual Agency Profile - City of Black Hawk (NTD ID 80119)

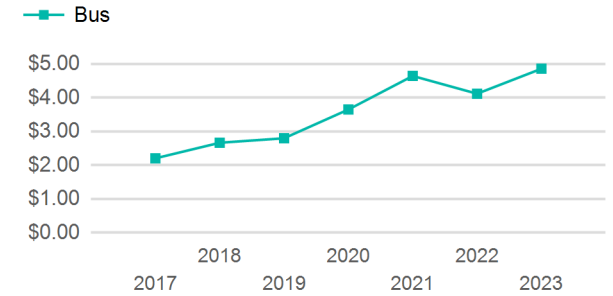
Mailing Address: 201 SELAK ST
BLACK HAWK, CO

Website: <https://www.cityofblackhawk.org/public-works/page/shuttle-service>

Service Consumed

Annual Unlinked Trips (UPT) 149,920

Operating Expenses per Vehicle Revenue Mile



Assets

Revenue Vehicles 6
Service Vehicles
Facilities 1

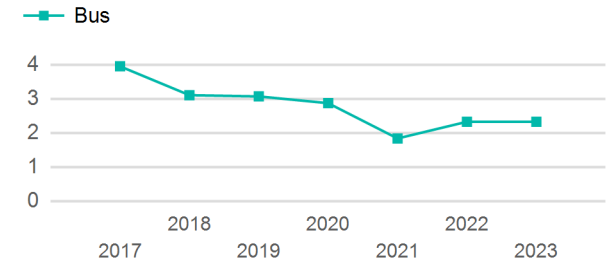
Service Supplied

Annual Vehicle Revenue Miles (VRM) 64,498
Annual Vehicle Revenue Hours (VRH) 8,972
Vehicles Operated in Maximum Service (VOMS) 3

Modal Characteristics

Mode	Annual Unlinked Passenger Trips	Directly Operated VOMS	Purchased Transportation VOMS	Annual Vehicle Revenue Miles	Annual Vehicle Revenue Hours
Bus	149,920	0	3	64,498	8,972
Total	149,920	0	3	64,498	8,972

Unlinked Passenger Trip per Vehicle Revenue Mile



Mode	Service Efficiency		Service Effectiveness		
	OE per VRM	OE per VRH	UPT per VRM	UPT per VRH	OE per UPT
Bus	\$11.29	\$81.15	2.3	16.7	\$4.86
Total	\$11.29	\$81.15	2.3	16.7	\$4.86

2023 Annual Agency Profile - City of Black Hawk (NTD ID 80119)

2023 Funding Breakdown

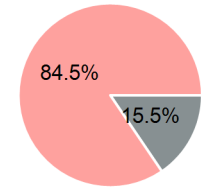
Summary of Operating Expenses (OE)

Mode	Operating Expenses	Fare Revenues
Bus	\$728,093	\$0
Total	\$728,093	\$0

Sources of Operating Funds Expended

Directly Generated	\$0
Federal Government	\$112,884
Local Government	\$615,209
State Government	\$0
Total Operating Funds Expended	\$728,093

Operating Funding Sources



Capital Funding Sources



Sources of Capital Funds Expended

Directly Generated	\$0
Federal Government	\$0
Local Government	\$0
State Government	\$0
Total Capital Funds Expended	\$0

2023 Asset Management

Transit Asset Management (TAM) Tier: Tier II TAM Sponsor NTD ID: 8R01

Metrics

Mode	Average Fleet Age in Years
Bus	8.5