

2023 Annual Agency Profile - Fremont County Association of Governments (NTD ID 80121)

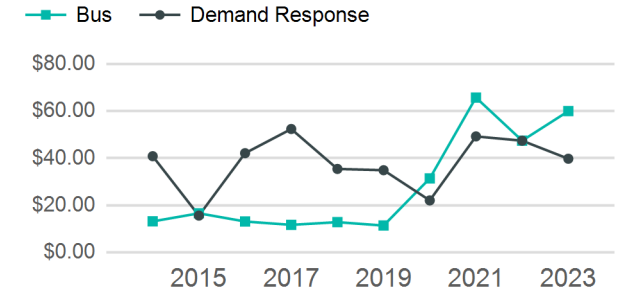
Mailing Address: 2554 AIRPORT DR
RIVERTON, WY

Website: <https://gowrta.com/>

Service Consumed

Annual Unlinked Trips (UPT) 28,723

Operating Expenses per Vehicle Revenue Mile



Assets

Revenue Vehicles	32
Service Vehicles	2
Facilities	1

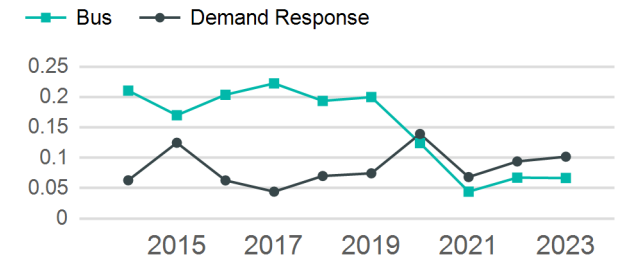
Service Supplied

Annual Vehicle Revenue Miles (VRM)	330,382
Annual Vehicle Revenue Hours (VRH)	13,079
Vehicles Operated in Maximum Service (VOMS)	17

Modal Characteristics

Mode	Annual Unlinked Passenger Trips	Directly Operated VOMS	Purchased Transportation VOMS	Annual Vehicle Revenue Miles	Annual Vehicle Revenue Hours
Demand Response	19,375	9	0	190,239	7,404
Bus	9,348	8	0	140,143	5,675
Total	28,723	17	0	330,382	13,079

Unlinked Passenger Trip per Vehicle Revenue Mile



Metrics

Service Efficiency

Service Effectiveness

Mode	OE per VRM	OE per VRH	UPT per VRM	UPT per VRH	OE per UPT
Demand Response	\$4.05	\$104.06	0.1	2.6	\$39.77
Bus	\$4.00	\$98.73	0.1	1.6	\$59.94
Total	\$4.03	\$101.75	0.1	2.2	\$46.33

2023 Annual Agency Profile - Fremont County Association of Governments (NTD ID 80121)

2023 Funding Breakdown

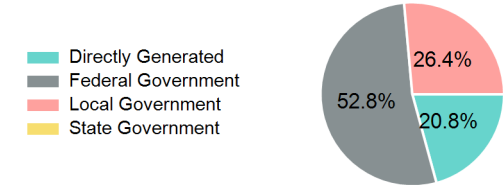
Summary of Operating Expenses (OE)

Mode	Operating Expenses	Fare Revenues
Demand Response	\$770,480	\$0
Bus	\$560,307	\$0
Total	\$1,330,787	\$0

Sources of Operating Funds Expended

Directly Generated	\$276,158
Federal Government	\$702,844
Local Government	\$351,785
State Government	\$0
Total Operating Funds Expended	\$1,330,787

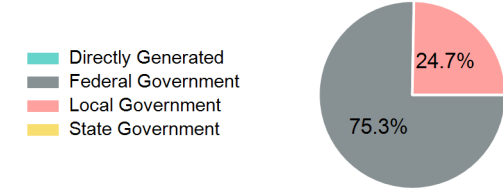
Operating Funding Sources



Sources of Capital Funds Expended

Directly Generated	\$0
Federal Government	\$288,150
Local Government	\$94,625
State Government	\$0
Total Capital Funds Expended	\$382,775

Capital Funding Sources



2023 Asset Management

Transit Asset Management (TAM) Tier	Tier II	TAM Sponsor NTD ID	8R05
--	---------	---------------------------	------

Metrics

Mode	Average Fleet Age in Years
Demand Response	9.0
Bus	10.5