

2023 Annual Agency Profile - James River Senior Citizens Center, Inc. (NTD ID 80124)

Mailing Address: 419 5TH ST NE
JAMESTOWN, ND

Website: <https://jamesriverseniors.com/>

Service Consumed

Annual Unlinked Trips (UPT) 46,974

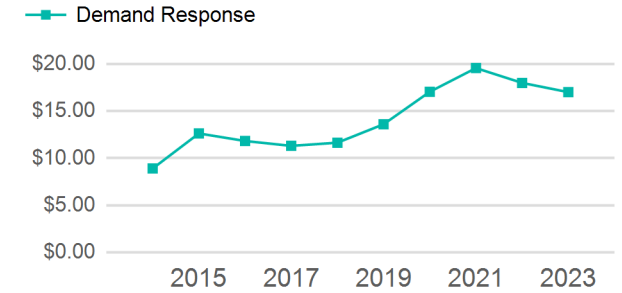
Assets

Revenue Vehicles 10
Service Vehicles
Facilities 1

Service Supplied

Annual Vehicle Revenue Miles (VRM) 121,547
Annual Vehicle Revenue Hours (VRH) 10,249
Vehicles Operated in Maximum Service (VOMS) 10

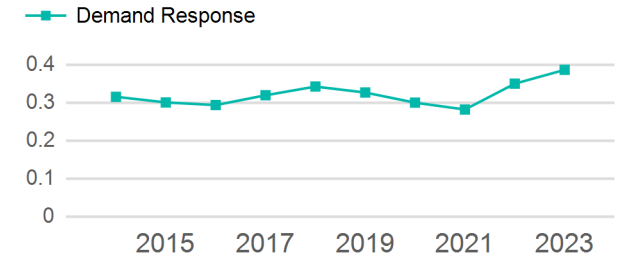
Operating Expenses per Vehicle Revenue Mile



Modal Characteristics

Mode	Annual Unlinked Passenger Trips	Directly Operated VOMS	Purchased Transportation VOMS	Annual Vehicle Revenue Miles	Annual Vehicle Revenue Hours
Demand Response	46,974	10	0	121,547	10,249
Total	46,974	10	0	121,547	10,249

Unlinked Passenger Trip per Vehicle Revenue Mile



Mode	Service Efficiency		Service Effectiveness		
	OE per VRM	OE per VRH	UPT per VRM	UPT per VRH	OE per UPT
Demand Response	\$6.57	\$77.93	0.4	4.6	\$17.00
Total	\$6.57	\$77.93	0.4	4.6	\$17.00

2023 Annual Agency Profile - James River Senior Citizens Center, Inc. (NTD ID 80124)

2023 Funding Breakdown

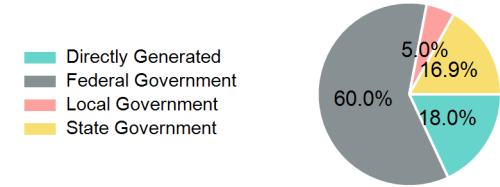
Summary of Operating Expenses (OE)

Mode	Operating Expenses	Fare Revenues
Demand Response	\$798,750	\$0
Total	\$798,750	\$0

Sources of Operating Funds Expended

Directly Generated	\$144,074
Federal Government	\$479,453
Local Government	\$40,305
State Government	\$134,918
Total Operating Funds Expended	\$798,750

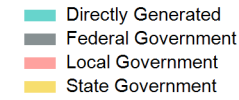
Operating Funding Sources



Capital Funding Sources

Sources of Capital Funds Expended

Directly Generated	\$0
Federal Government	\$0
Local Government	\$0
State Government	\$0
Total Capital Funds Expended	\$0



2023 Asset Management

Transit Asset Management (TAM) Tier	Tier II	TAM Sponsor NTD ID	8R03
--	---------	---------------------------	------

Metrics

Mode	Average Fleet Age in Years
Demand Response	6.5