

2023 Annual Agency Profile - Pembina County Meals and Transportation (NTD ID 80129)

Mailing Address: 200 N MAIN ST
DRAYTON, ND

Website:

Service Consumed

Annual Unlinked Trips (UPT) 6,221

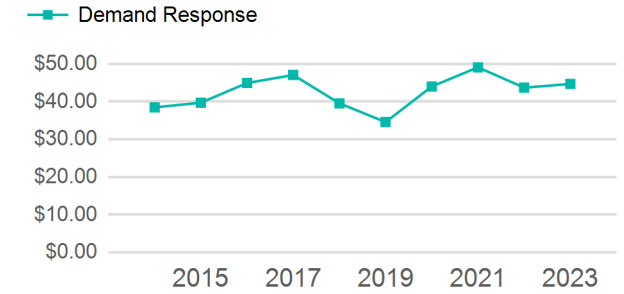
Assets

Revenue Vehicles 6
Service Vehicles
Facilities 1

Service Supplied

Annual Vehicle Revenue Miles (VRM) 97,101
Annual Vehicle Revenue Hours (VRH) 4,998
Vehicles Operated in Maximum Service (VOMS) 5

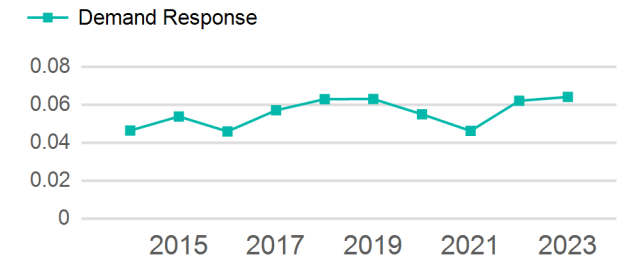
Operating Expenses per Vehicle Revenue Mile



Modal Characteristics

Mode	Annual Unlinked Passenger Trips	Directly Operated VOMS	Purchased Transportation VOMS	Annual Vehicle Revenue Miles	Annual Vehicle Revenue Hours
Demand Response	6,221	5	0	97,101	4,998
Total	6,221	5	0	97,101	4,998

Unlinked Passenger Trip per Vehicle Revenue Mile



Mode	Service Efficiency		Service Effectiveness		
	OE per VRM	OE per VRH	UPT per VRM	UPT per VRH	OE per UPT
Demand Response	\$2.86	\$55.61	0.1	1.2	\$44.68
Total	\$2.86	\$55.61	0.1	1.2	\$44.68

2023 Annual Agency Profile - Pembina County Meals and Transportation (NTD ID 80129)

2023 Funding Breakdown

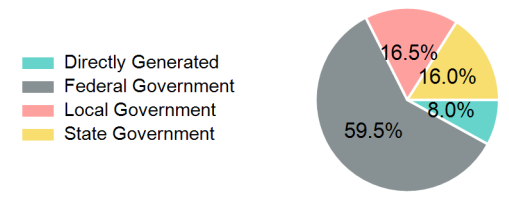
Summary of Operating Expenses (OE)

Mode	Operating Expenses	Fare Revenues
Demand Response	\$277,931	\$0
Total	\$277,931	\$0

Sources of Operating Funds Expended

Directly Generated	\$22,169
Federal Government	\$165,492
Local Government	\$45,866
State Government	\$44,404
Total Operating Funds Expended	\$277,931

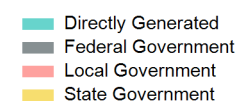
Operating Funding Sources



Capital Funding Sources

Sources of Capital Funds Expended

Directly Generated	\$0
Federal Government	\$0
Local Government	\$0
State Government	\$0
Total Capital Funds Expended	\$0



2023 Asset Management

Transit Asset Management (TAM) Tier	Tier II	TAM Sponsor NTD ID	8R03
--	---------	---------------------------	------

Metrics

Mode	Average Fleet Age in Years
Demand Response	3.7