

2023 Annual Agency Profile - Dickey County Senior Citizens (NTD ID 80130)

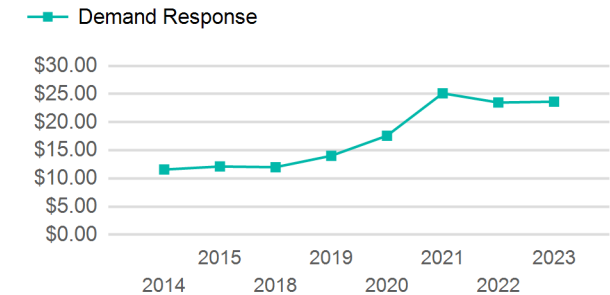
Mailing Address: ['www.dickeycountytransportation.com']
ELLENDALE, ND

Website: WWW.DICKEYCOUNTYTRANSPORTATION.COM

Service Consumed

Annual Unlinked Trips (UPT) 3,772

Operating Expenses per Vehicle Revenue Mile



Assets

Revenue Vehicles 3
Service Vehicles
Facilities

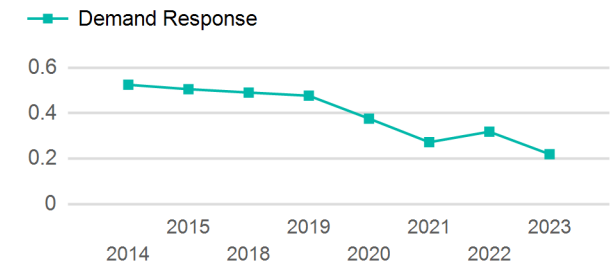
Service Supplied

Annual Vehicle Revenue Miles (VRM) 17,189
Annual Vehicle Revenue Hours (VRH) 2,210
Vehicles Operated in Maximum Service (VOMS) 3

Modal Characteristics

Mode	Annual Unlinked Passenger Trips	Directly Operated VOMS	Purchased Transportation VOMS	Annual Vehicle Revenue Miles	Annual Vehicle Revenue Hours
Demand Response	3,772	3	0	17,189	2,210
Total	3,772	3	0	17,189	2,210

Unlinked Passenger Trip per Vehicle Revenue Mile



Metrics

Mode	Service Efficiency		Service Effectiveness		
	OE per VRM	OE per VRH	UPT per VRM	UPT per VRH	OE per UPT
Demand Response	\$5.19	\$40.34	0.2	1.7	\$23.63
Total	\$5.19	\$40.34	0.2	1.7	\$23.63

2023 Annual Agency Profile - Dickey County Senior Citizens (NTD ID 80130)

2023 Funding Breakdown

Summary of Operating Expenses (OE)

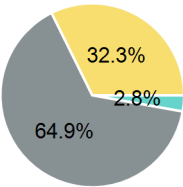
Sources of Operating Funds Expended

Operating Funding Sources

Mode	Operating Expenses	Fare Revenues
Demand Response	\$89,145	\$0
Total	\$89,145	\$0

Directly Generated	\$2,517
Federal Government	\$57,814
Local Government	\$0
State Government	\$28,814
Total Operating Funds Expended	\$89,145

- Directly Generated
- Federal Government
- Local Government
- State Government



Capital Funding Sources

Sources of Capital Funds Expended

Directly Generated	\$0
Federal Government	\$0
Local Government	\$0
State Government	\$0
Total Capital Funds Expended	\$0

- Directly Generated
- Federal Government
- Local Government
- State Government

2023 Asset Management

Transit Asset Management (TAM) Tier	Tier II	TAM Sponsor NTD ID	8R03
Metrics			

Mode	Average Fleet Age in Years
Demand Response	8.0