

2023 Annual Agency Profile - Carter County (NTD ID 80135)

Mailing Address: 214 E PARK ST
EKALAKA, MT

Website: <https://cartercountymontana.squarespace.com/education-for-teachers>

Service Consumed

Annual Unlinked Trips (UPT) 1,257

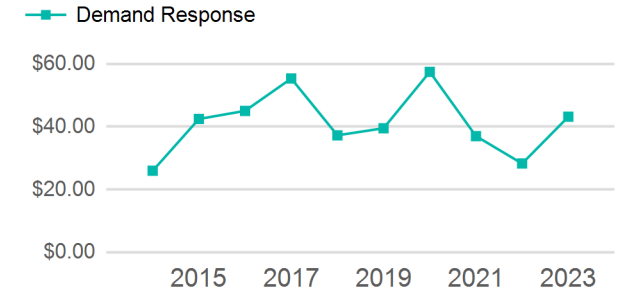
Service Supplied

Annual Vehicle Revenue Miles (VRM) 53,180

Annual Vehicle Revenue Hours (VRH) 1,480

Vehicles Operated in Maximum Service (VOMS) 2

Operating Expenses per Vehicle Revenue Mile



Assets

Revenue Vehicles 2

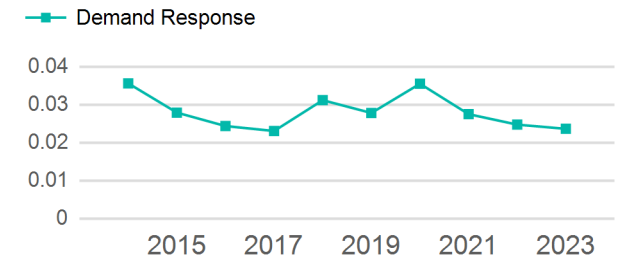
Service Vehicles

Facilities

Modal Characteristics

Mode	Annual Unlinked Passenger Trips	Directly Operated VOMS	Purchased Transportation VOMS	Annual Vehicle Revenue Miles	Annual Vehicle Revenue Hours
Demand Response	1,257	2	0	53,180	1,480
Total	1,257	2	0	53,180	1,480

Unlinked Passenger Trip per Vehicle Revenue Mile



Metrics

Service Efficiency

Service Effectiveness

Mode	OE per VRM	OE per VRH	UPT per VRM	UPT per VRH	OE per UPT
Demand Response	\$1.02	\$36.67	0.0	0.8	\$43.17
Total	\$1.02	\$36.67	0.0	0.8	\$43.17

2023 Annual Agency Profile - Carter County (NTD ID 80135)

2023 Funding Breakdown

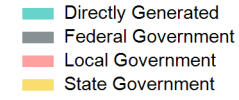
Summary of Operating Expenses (OE)

Mode	Operating Expenses	Fare Revenues
Demand Response	\$54,269	\$0
Total	\$54,269	\$0

Sources of Operating Funds Expended

Directly Generated	\$6,742
Federal Government	\$28,774
Local Government	\$15,848
State Government	\$2,905
Total Operating Funds Expended	\$54,269

Operating Funding Sources



Capital Funding Sources

Sources of Capital Funds Expended

Directly Generated	\$0
Federal Government	\$0
Local Government	\$0
State Government	\$0
Total Capital Funds Expended	\$0



2023 Asset Management

Transit Asset Management (TAM) Tier	Tier II	TAM Sponsor NTD ID	8R02
--	---------	---------------------------	------

Metrics

Mode	Average Fleet Age in Years
Demand Response	8.0