

# 2023 Annual Agency Profile - Helena, City of (NTD ID 80137)

**Mailing Address:** 316 N PARK AVE  
HELENA, MT

**Website:** <https://www.helenamt.gov/Departments/Transportation-Systems/Capital-Transit>

## Geographic Coverage

**Primary Urbanized/Rural Area** Helena, MT  
**Service Area Population** 36,682  
**Service Area Sq. Miles** 18  
**Other Areas Served:**

## Assets

**Revenue Vehicles** 12  
**Service Vehicles**  
**Facilities** 1

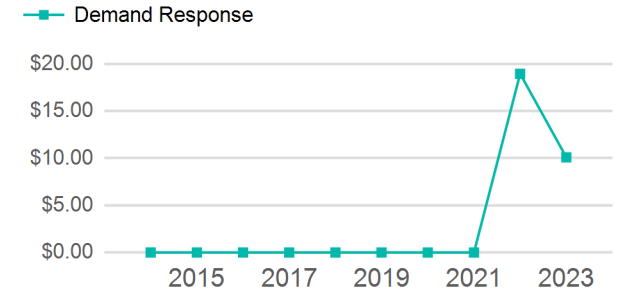
## Service Consumed

**Annual Unlinked Trips (UPT)** 54,571

## Service Supplied

**Annual Vehicle Revenue Miles (VRM)** 172,453  
**Annual Vehicle Revenue Hours (VRH)** 15,575  
**Vehicles Operated in Maximum Service (VOMS)** 14

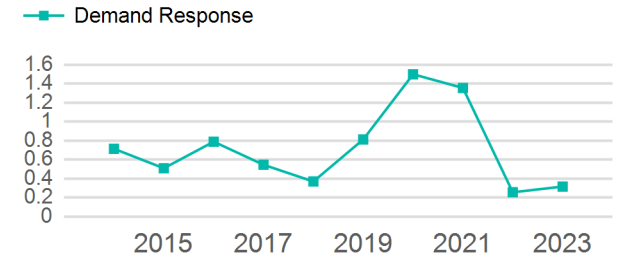
## Operating Expenses per Vehicle Revenue Mile



## Modal Characteristics

Mode	Annual Unlinked Passenger Trips	Directly Operated VOMS	Purchased Transportation VOMS	Annual Vehicle Revenue Miles	Annual Vehicle Revenue Hours
Demand Response	54,571	14	0	172,453	15,575
<b>Total</b>	<b>54,571</b>	<b>14</b>	<b>0</b>	<b>172,453</b>	<b>15,575</b>

## Unlinked Passenger Trip per Vehicle Revenue Mile



Mode	Service Efficiency		Service Effectiveness		
	OE per VRM	OE per VRH	UPT per VRM	UPT per VRH	OE per UPT
Demand Response	\$10.09	\$111.68	0.3	3.5	\$31.88
<b>Total</b>	<b>\$10.09</b>	<b>\$111.68</b>	<b>0.3</b>	<b>3.5</b>	<b>\$31.88</b>

# 2023 Annual Agency Profile - Helena, City of (NTD ID 80137)

## 2023 Funding Breakdown

### Summary of Operating Expenses (OE)

Mode	Operating Expenses	Fare Revenues
Demand Response	\$1,739,452	\$0
<b>Total</b>	<b>\$1,739,452</b>	<b>\$0</b>

### Sources of Operating Funds Expended

Directly Generated	\$31,739
Federal Government	\$1,015,265
Local Government	\$622,817
State Government	\$69,631
<b>Total Operating Funds Expended</b>	<b>\$1,739,452</b>

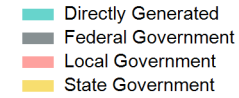
### Operating Funding Sources



### Capital Funding Sources

### Sources of Capital Funds Expended

Directly Generated	\$0
Federal Government	\$0
Local Government	\$0
State Government	\$0
<b>Total Capital Funds Expended</b>	<b>\$0</b>



## 2023 Asset Management

<b>Transit Asset Management (TAM) Tier</b>	Tier II	<b>TAM Sponsor NTD ID</b>	8R02
--	---------	---------------------------	------

### Metrics

Mode	Average Fleet Age in Years
Demand Response	4.2