

# 2023 Annual Agency Profile - Ravalli County Council on Aging (NTD ID 80142)

**Mailing Address:** 310 OLD CORVALLIS RD  
HAMILTON, MT

**Website:** <http://www.ravallicca.org>

## Service Consumed

Annual Unlinked Trips (UPT) 11,179

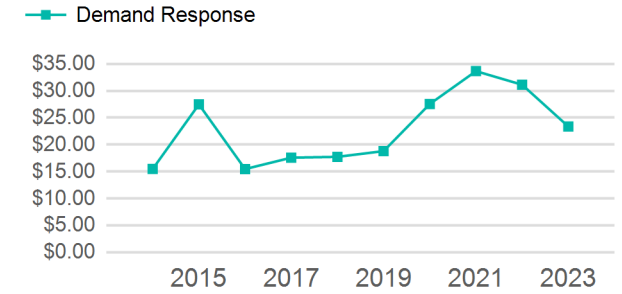
## Assets

Revenue Vehicles 5  
Service Vehicles  
Facilities 1

## Service Supplied

Annual Vehicle Revenue Miles (VRM) 101,596  
Annual Vehicle Revenue Hours (VRH) 7,152  
Vehicles Operated in Maximum Service (VOMS) 5

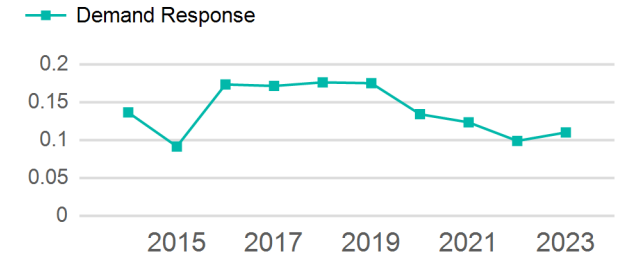
## Operating Expenses per Vehicle Revenue Mile



## Modal Characteristics

Mode	Annual Unlinked Passenger Trips	Directly Operated VOMS	Purchased Transportation VOMS	Annual Vehicle Revenue Miles	Annual Vehicle Revenue Hours
Demand Response	11,179	5	0	101,596	7,152
<b>Total</b>	<b>11,179</b>	<b>5</b>	<b>0</b>	<b>101,596</b>	<b>7,152</b>

## Unlinked Passenger Trip per Vehicle Revenue Mile



## Metrics

Mode	Service Efficiency		Service Effectiveness		
	OE per VRM	OE per VRH	UPT per VRM	UPT per VRH	OE per UPT
Demand Response	\$2.57	\$36.55	0.1	1.6	\$23.38
<b>Total</b>	<b>\$2.57</b>	<b>\$36.55</b>	<b>0.1</b>	<b>1.6</b>	<b>\$23.38</b>

# 2023 Annual Agency Profile - Ravalli County Council on Aging (NTD ID 80142)

## 2023 Funding Breakdown

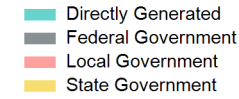
### Summary of Operating Expenses (OE)

Mode	Operating Expenses	Fare Revenues
Demand Response	\$261,396	\$0
<b>Total</b>	<b>\$261,396</b>	<b>\$0</b>

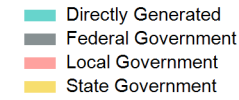
### Sources of Operating Funds Expended

Directly Generated	\$28,809
Federal Government	\$144,814
Local Government	\$52,609
State Government	\$35,164
<b>Total Operating Funds Expended</b>	<b>\$261,396</b>

### Operating Funding Sources



### Capital Funding Sources



### Sources of Capital Funds Expended

Directly Generated	\$0
Federal Government	\$0
Local Government	\$0
State Government	\$0
<b>Total Capital Funds Expended</b>	<b>\$0</b>

## 2023 Asset Management

<b>Transit Asset Management (TAM) Tier</b>	Tier II	<b>TAM Sponsor NTD ID</b>	8R02
--	---------	---------------------------	------

### Metrics

Mode	Average Fleet Age in Years
Demand Response	8.0