

2023 Annual Agency Profile - Liberty Place, Inc. (NTD ID 80144)

Mailing Address: 313 W LEGION ST
WHITEHALL, MT

Website: <http://www.libertyplace.org>

Service Consumed

Annual Unlinked Trips (UPT) 12,085

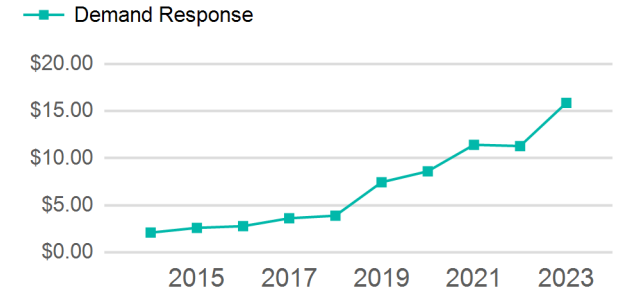
Assets

Revenue Vehicles 9
Service Vehicles
Facilities 1

Service Supplied

Annual Vehicle Revenue Miles (VRM) 57,486
Annual Vehicle Revenue Hours (VRH) 1,469
Vehicles Operated in Maximum Service (VOMS) 10

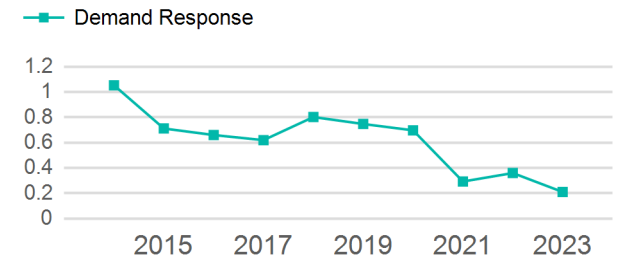
Operating Expenses per Vehicle Revenue Mile



Modal Characteristics

Mode	Annual Unlinked Passenger Trips	Directly Operated VOMS	Purchased Transportation VOMS	Annual Vehicle Revenue Miles	Annual Vehicle Revenue Hours
Demand Response	12,085	10	0	57,486	1,469
Total	12,085	10	0	57,486	1,469

Unlinked Passenger Trip per Vehicle Revenue Mile



Metrics

Mode	Service Efficiency		Service Effectiveness		
	OE per VRM	OE per VRH	UPT per VRM	UPT per VRH	OE per UPT
Demand Response	\$3.33	\$130.50	0.2	8.2	\$15.86
Total	\$3.33	\$130.50	0.2	8.2	\$15.86

2023 Annual Agency Profile - Liberty Place, Inc. (NTD ID 80144)

2023 Funding Breakdown

Summary of Operating Expenses (OE)

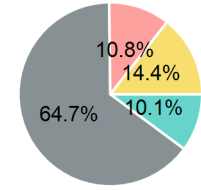
Mode	Operating Expenses	Fare Revenues
Demand Response	\$191,702	\$0
Total	\$191,702	\$0

Sources of Operating Funds Expended

Directly Generated	\$19,445
Federal Government	\$123,982
Local Government	\$20,723
State Government	\$27,552
Total Operating Funds Expended	\$191,702

Operating Funding Sources

- Directly Generated
- Federal Government
- Local Government
- State Government



Capital Funding Sources

- Directly Generated
- Federal Government
- Local Government
- State Government

Sources of Capital Funds Expended

Directly Generated	\$0
Federal Government	\$0
Local Government	\$0
State Government	\$0
Total Capital Funds Expended	\$0

2023 Asset Management

Transit Asset Management (TAM) Tier	Tier II	TAM Sponsor NTD ID	8R02
--	---------	---------------------------	------

Metrics

Mode	Average Fleet Age in Years
Demand Response	4.8