

2023 Annual Agency Profile - Buffalo Senior Center Inc. (NTD ID 80151)

Mailing Address: 671 W FETTERMAN ST
Buffalo, WY

Website: <http://www.buffaloseniorcenter.com>

Service Consumed

Annual Unlinked Trips (UPT) 11,825

Service Supplied

Annual Vehicle Revenue Miles (VRM) 42,250

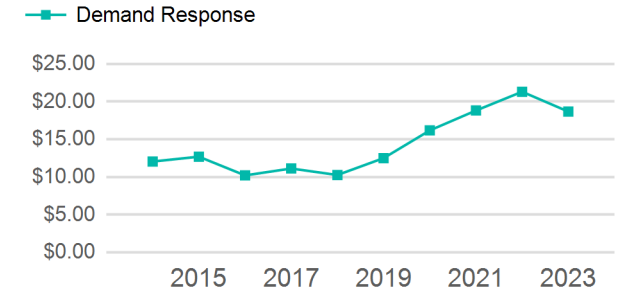
Annual Vehicle Revenue Hours (VRH) 6,260

Vehicles Operated in Maximum Service (VOMS) 5

Assets

Revenue Vehicles 5
Service Vehicles
Facilities

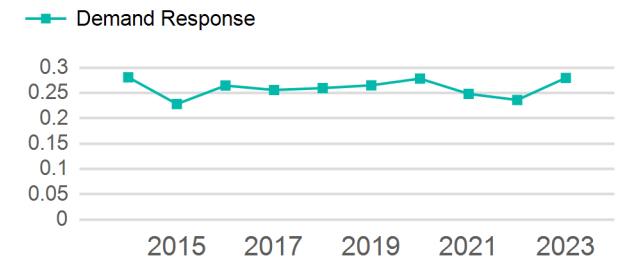
Operating Expenses per Vehicle Revenue Mile



Modal Characteristics

Mode	Annual Unlinked Passenger Trips	Directly Operated VOMS	Purchased Transportation VOMS	Annual Vehicle Revenue Miles	Annual Vehicle Revenue Hours
Demand Response	11,825	5	0	42,250	6,260
Total	11,825	5	0	42,250	6,260

Unlinked Passenger Trip per Vehicle Revenue Mile



Metrics

Service Efficiency

Service Effectiveness

Mode	OE per VRM	OE per VRH	UPT per VRM	UPT per VRH	OE per UPT
Demand Response	\$5.23	\$35.28	0.3	1.9	\$18.68
Total	\$5.23	\$35.28	0.3	1.9	\$18.68

2023 Annual Agency Profile - Buffalo Senior Center Inc. (NTD ID 80151)

2023 Funding Breakdown

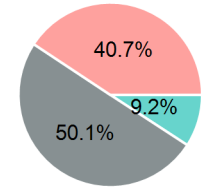
Summary of Operating Expenses (OE)

Mode	Operating Expenses	Fare Revenues
Demand Response	\$220,864	\$0
Total	\$220,864	\$0

Sources of Operating Funds Expended

Directly Generated	\$20,215
Federal Government	\$110,690
Local Government	\$89,959
State Government	\$0
Total Operating Funds Expended	\$220,864

Operating Funding Sources



Capital Funding Sources



Sources of Capital Funds Expended

Directly Generated	\$0
Federal Government	\$0
Local Government	\$0
State Government	\$0
Total Capital Funds Expended	\$0

2023 Asset Management

Transit Asset Management (TAM) Tier	Tier II	TAM Sponsor NTD ID	8R05
--	---------	---------------------------	------

Metrics

Mode	Average Fleet Age in Years
Demand Response	7.4