

2023 Annual Agency Profile - People's Transit (NTD ID 80153)

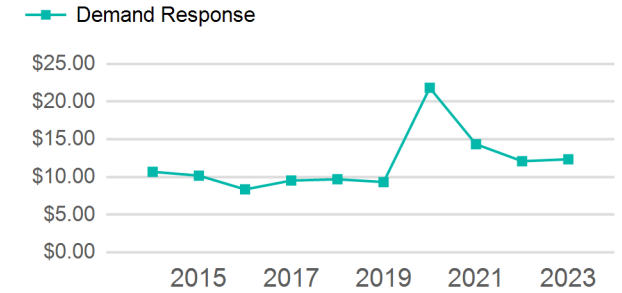
Mailing Address: 120 WYOMING AVE SW
HURON, SD

Website: <http://www.peoplestransithuron.com/>

Service Consumed

Annual Unlinked Trips (UPT) 66,818

Operating Expenses per Vehicle Revenue Mile



Assets

Revenue Vehicles 15
Service Vehicles
Facilities 1

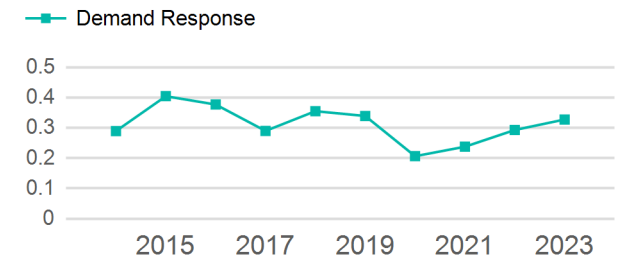
Service Supplied

Annual Vehicle Revenue Miles (VRM) 203,919
Annual Vehicle Revenue Hours (VRH) 14,005
Vehicles Operated in Maximum Service (VOMS) 15

Modal Characteristics

Mode	Annual Unlinked Passenger Trips	Directly Operated VOMS	Purchased Transportation VOMS	Annual Vehicle Revenue Miles	Annual Vehicle Revenue Hours
Demand Response	66,818	15	0	203,919	14,005
Total	66,818	15	0	203,919	14,005

Unlinked Passenger Trip per Vehicle Revenue Mile



Metrics

Mode	Service Efficiency		Service Effectiveness		
	OE per VRM	OE per VRH	UPT per VRM	UPT per VRH	OE per UPT
Demand Response	\$4.05	\$58.92	0.3	4.8	\$12.35
Total	\$4.05	\$58.92	0.3	4.8	\$12.35

2023 Annual Agency Profile - People's Transit (NTD ID 80153)

2023 Funding Breakdown

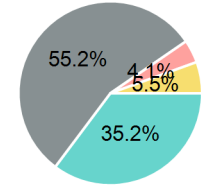
Summary of Operating Expenses (OE)

Mode	Operating Expenses	Fare Revenues
Demand Response	\$825,237	\$0
Total	\$825,237	\$0

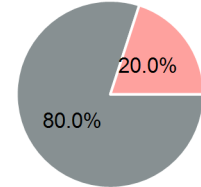
Sources of Operating Funds Expended

Directly Generated	\$290,872
Federal Government	\$455,454
Local Government	\$33,433
State Government	\$45,478
Total Operating Funds Expended	\$825,237

Operating Funding Sources



Capital Funding Sources



Sources of Capital Funds Expended

Directly Generated	\$0
Federal Government	\$86,547
Local Government	\$21,637
State Government	\$0
Total Capital Funds Expended	\$108,184

2023 Asset Management

Transit Asset Management (TAM) Tier	Tier II	TAM Sponsor NTD ID	8R04
--	---------	---------------------------	------

Metrics

Mode	Average Fleet Age in Years
Demand Response	6.8